

ANNUAL REPORT

2021- 2022

BOARD OF DIRECTORS

Mr. Manish Chokhani
Independent Director – Chairman

Mr. C Ilango
Independent Director

Mr. Vivek Saraogi
Non-Executive Director

Mr. Akash Bhanshali
Non-Executive Director

Mr. Gautam Jain
Non-Executive Director

Mr. Ashwin Jain
Non - Executive Director

Mr. Neeraj Saxena
Managing Director & CEO

CHIEF EXECUTIVE OFFICER

Mr. Neeraj Saxena

CHIEF FINANCIAL OFFICER

Mr. Harsha Saksena

CORPORATE IDENTITY NUMBER

U65990MH2016PTC286516

CORPORATE AND REGISTERED OFFICE ADDRESS

Auxilo Finserve Pvt. Ltd.
LG, B - 13 and 14, Art Guild House,
Phoenix Market City, LBS Marg, Kurla West, Mumbai - 400070,
Maharashtra, INDIA Telephone: 022 62463333
Fax: 022 62463334

STATUTORY AUDITORS

Price Waterhouse Chartered Accountants LLP 252,
Veer Savarkar Marg, Shivaji Park, Dadar (West), Mumbai - 400028
Telephone: 022 6689 1000

REGISTRAR & SHARE TRANSFER AGENTS

Link Intime India Private Limited

C 101, 247 Park, L.B.S.Marg, Vikhroli (West), Mumbai - 400083.

Telephone: 022 - 4918 6270

Toll-free number: 1800 1020 878

DEBENTURE TRUSTEE

Catalyst Trusteeship Limited Windsor, 6th Floor, Office No. 604 CST Road, Kalina

Santacruz East, Mumbai 400 098

Telephone – 022 – 49220555

BANKERS

ICICI Bank Limited

AU Small Finance Bank Bank of Baroda

CSB Bank

Indian Overseas Bank Bank of India

Indian Bank

HDFC Bank

Union Bank of India

IDFC First Bank

Yes Bank

Canara Bank

State Bank of India

Federal Bank

BOARD'S REPORT

Dear Members,

Your Directors take pleasure in presenting the sixth Annual Report on the business and operations of the Company along with the audited accounts for the Financial Year ended March 31, 2022.

FINANCIAL PERFORMANCE

The summary of the Company's financial performance for the financial year ended March 31, 2022 as compared to the previous financial year ended March 31, 2021 is given below:

(Rs. in Cr.)		
Particulars	For the year ended March 31, 2022	For the year ended March 31, 2021
Total Income	92.62	75.69
Less: Total expenses	77.57	62.50
Profit Before Tax	15.05	13.19
Less: Tax Expenses	2.48	3.57
Profit after tax	12.57	9.62
Add: Other Comprehensive Income	(0.14)	0.00
Total Comprehensive Income	12.43	9.62
Less: Transfer to Reserves as per Section 45-IC of the RBI Act	2.49	1.92
Balance carried to Balance Sheet	9.94	7.70

The total Income and profit before tax has increased by 22% & 14% respectively for financial year ended as on March 31, 2022 compared to financial year ended on March 31, 2021.

OPERATIONAL HIGHLIGHTS

- The Company has able to achieve overall disbursement of INR 350.41 crore during the year as compared to disbursement of INR 101.70 in previous year.
- During the year the company have funded 1,448 customers as compared to 355 customers in FY 2020-21.
- The Company was able to strengthen its Assets Under Management (AUM) to INR 763.42 crore as at March 31, 2022 as against AUM of INR 532.40 crore as at March 31, 2021.
- The Company has cumulative positive mismatches in all buckets of Assets Liabilities Management (ALM) and thereby ensuring sufficient liquidity.
- The net worth of the Company stood at INR 385.32 crore as on March 31, 2022 as compared to INR 370.95 crore as on March 31, 2021.
- The Company has implemented the RBI circular RBI/2021-2022/125 DOR.STR.REC.68/21.04. 048 / 2021-22 dated November 12, 2021 regarding Prudential norms on Income Recognition, Asset Classification and Provisioning pertaining to Advances - Clarifications. The company does NPA classification of borrower accounts on basis the days past overdue identified on daily intervals. Further, loan accounts classified as NPAs are upgraded as 'standard' asset only if entire arrears of interest and principal are paid by the borrower.
- The natures of activities to be carried out by the company remains same of previous year. The Company will always be opportunistic for business developments in future and enhancing overall growth.

DIVIDEND AND RESERVES

Your Directors do not recommend dividend for the financial year under review and the funds would be utilized for the company's growth.

REGULATORY UPDATES

The Company continues to be classified as Non-Banking Financial Company - Non-Systemically Important Non-Deposit taking Company as per the Master Directions issued by Reserve Bank of India (RBI). The company as complied with all the directions, guidelines, notifications, circulars, correspondence etc. issued by RBI.

CAPITAL ADEQUACY RATIO

The Company's Capital Adequacy Ratio (CAR) stood at 47.84% as on March 31, 2022 out of which Tier I capital was 47.11%. As per regulatory norms, the minimum requirement for the CAR and Tier I capital as March 31, 2022 are 15% and 10% respectively.

PROFIT TO BE CARRIED FORWARD TO RESERVES

Your Directors propose to transfer INR 2.49 crore as per Section 45-IC of the Reserve Bank of India Act, 1934 to the Special Reserve of the Company for the year ended on March 31, 2022.

MEETINGS OF THE BOARD

The Board of Directors of your Company met 5 times during the financial year under review. The dates on which the meetings of the board were held during the year are May 12, 2021; August 04, 2021; September 28, 2021; October 27, 2021 and January 19, 2022. The attendance of Directors is as mentioned below:

Sr. No.	Name of Directors	Number of meetings entitled to attend during the year	Number of meetings attended during the year
1.	Mr. Ashwin Pukhraj Jain	5	1
2.	Mr. Manish Balkishan Chokhani	5	5
3.	Mr. Vivek Saraogi	5	5
4.	Mr. Akash Manek Bhanshali	5	4
5.	Mr. Gautam Jain	5	5
6.	Mr. C. Ilango	5	5
7.	Mr. Neeraj Saxena	5	5

Independent Directors:

All the Independent Directors have given declarations that they meet the criteria of independence as laid down under Section 149(6) of the Companies Act, 2013, the same have been taken on record by the Board of Directors. As the Company is a Private Limited Company, the retirement by rotation of directors is not applicable.

There are no pecuniary transactions between the Directors and the Company except the sitting fees being paid to the Independent Directors for attending the meetings of the Board and its Committee(s). The Board is of the opinion that the independent directors are persons of integrity and possess the requisite expertise and experience required for the position and the independent director(s) will give the online proficiency self-assessment test, if required and applicable as per the Companies (Accounts) Rules, 2014, as amended from time to time.

COMMITTEES OF THE BOARD

Your Company is a private limited company and a Systemically Important Non-Banking Financial Company as per the Reserve Bank of India Guidelines. With an objective to achieve highest standard of Corporate Governance your Company has always had an Independent Directors on Board making the composition of Board of Directors versatile so as to ensure the company makes well thought and informed decisions. Keeping in view the same, the Board also had constituted the Board committees with specific terms of reference to provide an expert view and to recommend the same to the Board.

There are following Sub-Committees of the Board consisting of the Board members and other members:

- The Audit Committee
- The Nomination and Remuneration Committee
- The Executive Committee
- The Asset Liability Management Committee
- The Risk Management Committee
- IT Strategy Committee
- Corporate Social Responsibility Committee
- Borrowing Committee and
- Audit Management Committee
- ECL Model Management Committee

➤ **Audit Committee:**

The Board reviews the working of the Committee from time to time to bring about greater effectiveness in order to comply with the various requirements under the Act, SEBI Regulations and NBFC Regulations. The terms of reference of the Committee are in accordance with the Act, SEBI Listing Regulations and NBFC Regulations. These broadly include oversight of the Company's financial reporting process and disclosure of its financial information, review of financial statements, review of compliances, systems and controls and approval or any subsequent modification of transactions with related parties.

Shri. C Ilango, Shri. Manish Chokhani and Shri. Gautam Jain are the members of the Audit Committee. Shri. C Ilango is the Chairman of the Committee. The Board had accepted all the recommendations of the Audit Committee. The Audit Committee met five times during the financial year under review. During the financial year under review, Audit Committee Meetings were held on May 11, 2021; August 03, 2021; September 28, 2021; October 27, 2021 and January 19, 2022.

The attendance of members is as follows:

Sr. No.	Name of Directors	Number of meetings entitled to attend during the year	Number of meetings attended during the year
1.	Mr. C. Ilango	5	5
2.	Mr. Manish Balkishan Chokhani	5	5
3.	Mr. Gautam Jain	5	5

➤ **Nomination and Remuneration Committee:**

The terms of reference of the Committee, inter alia, includes formulation of criteria for determining qualifications, positive attributes and independence of a director, recommendation of persons to be appointed to the Board and Senior Management and specifying the manner for effective evaluation of performance of Board, its Committees, Chairperson and individual directors, recommendation of remuneration policy for directors, key managerial personnel and other employees, formulation of criteria for evaluation of performance of independent directors and the Board, etc.

The members of the Nomination and Remuneration Committee (NRC) are Shri. Manish Chokhani, Shri. C Ilango and Shri. Gautam Jain with Shri. Vivek Saraogi being the Chairman of the Company. The NRC met twice during the financial year under review on May 11, 2021 and August 3, 2021. The Board accepted all the recommendations of NRC.

The attendance of members is as follows:

Sr. No.	Name of Directors	Number of meetings entitled to attend during the year	Number of meetings attended during the year
1.	Mr. Manish Chokhani	2	2
2.	Mr. C Ilango	2	2
3.	Mr. Gautam Jain	2	2
4.	Mr. Vivek Saraogi	2	2

➤ **Executive Committee:**

The terms of reference of the Committee, inter alia, includes authorizing opening of account with any specific asset management companies, authorize execution of deeds and documents for any borrowings by the company, authorize affixation of the Company's Common seal and consider and approve the Information Technology Policy / Information System Policy.

Shri. Gautam Jain, Non-Executive Director and Shri. Neeraj Saxena, Managing Director and Chief Executive Officer of the Company are the members of the Executive Committee. Shri. Gautam Jain is the Chairman of the Committee. The Executive committee met six times during the financial year under review on April 06, 2021; May 11, 2021; June 23, 2021; July 29, 2021; October 26, 2021 and March 31, 2022. The Board had accepted all the recommendation of Executive committee.

The attendance of members is as follows:

Sr. No.	Name of Directors	Number of meetings entitled to attend during the year	Number of meetings attended during the year
1.	Mr. Gautam Jain	6	6
2.	Mr. Neeraj Saxena	6	6

➤ **Asset Liability Management Committee:**

The Asset Liability Committee (ALCO), set up in line with the guidelines issued by the RBI, monitors asset liability mismatches to ensure that there are no imbalances or excessive concentrations on either side of the balance sheet and identify ALM risks, measure their impact and monitor the management of fundamental risks to reduce the likelihood of unwelcome surprises.

The Constitution of the committee is Shri. Neeraj Saxena, Managing Director & Chief Executive Officer (MD & CEO), Shri. Harsha Saksena, Chief Financial Officer and Ms. Namita Raja, Head Credit and Operations of the Company, with Shri. Neeraj Saxena, being the Chairman of the Committee. The Asset Liability Management Committee met four times during the financial year under review on May 11, 2021; August 03, 2021; October 26, 2021 and January 19, 2022. The Board had accepted all the recommendation of Asset Liability Committee.

The attendance of members is as follows:

Sr. No.	Name of Members	Number of meetings entitled to attend during the year	Number of meetings attended during the year
1.	Mr. Neeraj Saxena	4	4
2.	Mr. Harsha Saksena	4	4
3.	Ms. Namita Raja	4	4

➤ **Risk Management Committee:**

The terms of reference of the Committee, inter alia, include, managing the integrated risk, to lay down procedures to inform the Board about risk assessment and minimisation procedures in the Company and to frame, implement, monitor the risk management plan for the Company. The Committee and the Board periodically review the Company's risk assessment and minimisation procedures to ensure that the Management identifies and controls risk through a properly defined framework.

Shri. Gautam Jain, Director and as the Chairman of the Committee, Shri. Manish Chokhani, Independent Director, Shri. Neeraj Saxena, Managing Director & Chief Executive Officer, Shri. Harsha Saksena, Chief Financial Officer, Ms. Namita Raja, Head Credit and Operations of the Company, Mr. Goutham KS, Head – Information Technology of the Company are the members constituting the Risk Management Committee. The Board had accepted all the recommendation of Risk Management Committee. The Risk Management Committee met four times during the financial year under review on May 11, 2021; August 03, 2021; October 27, 2021 and January 19, 2022.

The attendance of members is as follows:

Sr. No.	Name of Members	Number of meetings entitled to attend during the year	Number of meetings attended during the year
1.	Mr. Gautam Jain	4	4
2.	Mr. Manish Chokhani	4	4
3.	Mr. Neeraj Saxena	4	4
4.	Mr. Harsha Saksena	4	4
5.	Ms. Namita Raja	4	4
6.	Mr. Goutham KS	4	4

➤ **IT Strategy Committee:**

The terms of reference of IT Strategy Committee, inter alia, includes approving IT strategy and policy documents, to ensure that management has an effective strategic planning process and to ensure that IT strategy is aligned with business strategy.

The Constitution of the committee is Shri. C Ilango, Independent Director and as the Chairman of the Committee, Shri. Neeraj Saxena, Managing Director & Chief Executive Officer; Shri. Goutham KS, Head – Information Technology and Shri. Harsha Saksena, Chief Financial Officer of the Company are the members of the Committee. The Board had accepted all the recommendation of IT Strategy Committee. The IT Strategy Committee met three times during the financial year under review on May 11, 2021; October 26, 2021 and January 19, 2022.

The attendance of members is as follows:

Sr. No.	Name of Members	Number of meetings entitled to attend during the year	Number of meetings attended during the year
1.	Mr. C Ilango	3	3
2.	Mr. Neeraj Saxena	3	3
3.	Mr. Harsha Saksena	2	2
4.	Mr. Goutham KS	3	3

➤ **Corporate Social Responsibility Committee:**

The terms of reference of CSR Committee, inter alia, includes confirming that the implementation and monitoring of CSR policy is in compliance with CSR objectives and policy of the Company; and to overview the projects or programmes which are proposed to be undertaken by the Company in the coming years.

Shri. Manish Chokhani, Independent Director as the Chairman, Shri. Gautam Jain, Director with Shri. Neeraj Saxena, Managing Director & Chief Executive Officer are the members constituting the Corporate Social Responsibility Committee. The CSR Committee met once during the financial year on September 28, 2021.

The attendance of members is as follows:

Sr. No.	Name of Directors	Number of meetings entitled to attend during the year	Number of meetings attended during the year
1.	Mr. Manish Chokhani	1	1
2.	Mr. Gautam Jain	1	1
3.	Mr. Neeraj Saxena	1	1

➤ **Borrowing Committee:**

The terms of reference of Borrowing Committee, inter alia, includes exercising all powers to borrow money within limits approved by the Board, and taking necessary actions connected therewith, including refinancing for optimisation of borrowing costs.

The Borrowing Committee was constituted with Shri. Akash Bhanshali, Director and as Chairman of the Committee, Shri. Neeraj Saxena, Managing Director and Chief Executive Officer, as the members of the Committee inter alia for the purpose of creating, offering, issuing and allotting the Debentures on behalf of the Company and to determine the terms and conditions of the issue of the Debentures of each series/ tranche for the purpose of issuance of the Debentures. The Borrowing Committee met seven times during the financial year under review on May 14, 2021; June 22, 2021; July 27, 2021; August 14, 2021; October 08, 2021; December 14, 2021 and March 23, 2022.

The attendance of members is as follows:

Sr. No.	Name of Directors	Number of meetings entitled to attend during the year	Number of meetings attended during the year
1.	Mr. Akash Bhanshali	7	7
2.	Mr. Neeraj Saxena	7	7

➤ **Audit Management Committee:**

The terms of reference of Audit Management Committee, inter alia, includes review of the significant resources, programs and objectives of the company and also review if the Company's significant risks are appropriately identified and managed, work out the audit strategy and the timelines and frequency of the audit to achieve quality and continuous improvement over the Company's control processes. To identify the persons/firms eligible/suitable to be appointed as the Auditors and recommend to the Audit Committee, review the Audit Reports, evaluate the performance of Auditors / Audit personnel and recommend to the Audit Committee, as the case may be, their re-appointment, removal, remuneration and terms of re-appointment and finalize the selection criteria and appoint special auditors/third party validator.

During the year under a new committee, Audit Management Committee has been constituted with Shri. Neeraj Saxena, Managing Director and Chief Executive Officer and Shri. Harsha Saksena, Chief Financial Officer as the members of the Committee. The Audit Management Committee met five times during the financial year under review on July 15, 2021; September 20, 2021; October 26, 2021; November 26, 2021 and January 18, 2022.

The attendance of members is as follows:

Sr. No.	Name of Members	Number of meetings entitled to attend during the year	Number of meetings attended during the year
1.	Mr. Neeraj Saxena	5	5
2.	Mr. Harsha Saksena	5	5

➤ ECL Model Management Committee

The terms of reference of the Management Committee- ECL Model to be to review, finalize and approve changes with regard to “Expected Defaults” and “Weights for PD Scenarios” periodically depending on the Portfolio behavior.”

During the year under a new committee, ECL Model Management Committee has been constituted with Shri. Neeraj Saxena, Managing Director and Chief Executive Officer, Shri. Manoj Shetty, Head-Sales and Collections and Ms. Namita Raja, Head - Credit and Operations as the members of the Committee. The ECL Model Management Committee met one time during the financial year under review on January 07, 2022, February 07, 2022 and March 07, 2022.

The attendance of members is as follows:

Sr. No.	Name of Members	Number of meetings entitled to attend during the year	Number of meetings attended during the year
1.	Mr. Neeraj Saxena	3	3
2.	Mr. Manoj Shetty	3	3
3.	Ms. Namita Raja	3	3

ANNUAL EVALUATION OF BOARD

The Board carried out a formal annual evaluation of its own performance and that of its committees and individual directors. Pursuant to the provisions of the Companies Act, 2013 a structured questionnaire was prepared after taking into consideration various aspects of the Board's functioning, composition of the Board and its Committees, execution and performance of specific duties, obligations and governance. The performance evaluation of the Independent Directors was also carried out along with the other Board Members at the Board Meeting. The performance evaluation of the Non - Independent Directors was also carried out by the Independent Directors, separately at their meeting. Your Directors express their satisfaction with the evaluation process.

POLICIES

➤ Remuneration Policy:

The Company has a Board approved Remuneration Policy laying down the standards to:

- Establish the remuneration system driven by the strategic objectives of the company
- Establish remuneration practices strengthened by the principles of meritocracy and fairness.
- Ensure the relationship of remuneration to performance is clear and meets appropriate performance benchmarks.

The standards serve as the guidelines for the Nomination and Remuneration Committee of the Board to function. It also provides the guidance to the Company's management and Human Resources Department to follow in its recruitment process.

The Remuneration Policy has been displayed on the website of the company. The link for the same is <https://www.auxilo.com/policy.html>

➤ **Risk Management Policy:**

The Company has a board approved Risk Management Policy. The risks covered under the scope of policy are Credit risk, Market risk and Operational risk. Risk Management Policy framework is formulated to ensure that there is a formal process for risk identification, risk assessment and risk mitigation.

➤ **Corporate Social Responsibility Policy:**

The Company has a board approved Corporate Social Responsibility Policy laying down the standards to:

- (a) Formulate and recommend to the Board, a Corporate Social Responsibility Policy to indicate the corporate social responsibility activities to be undertaken by the company
- (b) Recommend the amount of expenditure to be incurred on such activities
- (c) Monitor the Corporate Social Responsibility Policy of the company from time to time

During the year under review, the Company spent an amount of Rs. 0.13 crore identified as CSR activities. The Annual report on CSR activities is enclosed as Annexure-A and forms part of this report.

CHANGES IN KEY MANAGERIAL PERSONNEL

- The Board of Directors is duly constituted.
- Further, Ms. Deepika Thakur Chauhan resigned as Company Secretary (CS) from the Company w.e.f. April 07, 2022. The Board appreciated the guidance and assistance provided by her during her tenure as the Company Secretary of the Company.

DEPOSITS

The Company has not accepted any deposits, within the meaning of Section 73 of the Companies Act, 2013, read with the Companies (Acceptance of Deposits) Rules, 2014. Hence there are no deposits unpaid or unclaimed towards principal and interest at the end of the year pursuant to the RBI regulations applicable to a Systemically Important Non-Deposit taking NBFC (ND-SI-NBFC).

STATUTORY AUDITORS

M/s. Price Waterhouse Chartered Accountants LLP (Firm Registration No. 012754N/N500016) were appointed as the Statutory Auditors of the Company to hold office for five consecutive years starting from the conclusion of the First Annual General Meeting (AGM) held on September 30, 2017 until the

conclusion of the Sixth AGM of the Company to be held during the current year 2022. Accordingly, the existing Statutory Auditors term will expire at the conclusion of ensuing Annual General Meeting.

Subject to the approval of the members of the Company, the Audit Committee and the Board of Directors during their respective meetings have considered and recommended the appointment of M/s. **M/s. Nangia and Co. LLP. Chartered Accountants (FRN 002391C/N500069)** as the Statutory Auditors of the Company, to hold office from the conclusion of the Sixth Annual General Meeting up to the conclusion of Ninth Annual General Meeting of the Company to be held in year 2025. The Shareholders are requested to consider their appointment on such remuneration as may be decided by the Audit Committee of Board (ACB). The said appointment is in accordance with the guidelines issued by RBI for appointment of Statutory Auditors of NBFCs.

M/s. Nangia and Co. LLP. Chartered Accountants (FRN 002391C/N500069) have given their consent for the proposed appointment as Statutory Auditors of the Company from the conclusion of the ensuing Annual General Meeting of the members of the Company. They have further confirmed that the said appointment, if made, would be within the prescribed limits under Section 141(3)(g) of the Companies act, 2013 and that they are not disqualified for appointment. They comply with all eligibility norms prescribed by RBI regarding appointment of Statutory Auditors of NBFCs(as applicable).

The Board of Directors places on record their appreciation for the professional services rendered by M/s. Price Waterhouse Chartered Accountants LLP, during their tenure as the Statutory Auditors of the Company.

INTERNAL AUDITORS

Your Board of Directors designated the team consisting of the Chief Financial Officer of the Company in co-ordination with the Associate Vice President Accounts to handle in-house internal audit function of the Company. M/s KPMG Assurance and Consulting Services LLP were engaged to provide Co-Source Internal Audit Services to help the Internal Audit Function enhance the quality of Corporate Governance and better respond to the calls for increased and embedded risk management and control.

SECRETARIAL AUDITORS

Pursuant to the provisions of Section 204 of the Companies Act, 2013 and the Companies (Appointment and Remuneration of Managerial Personnel) Rules, 2014, the Company had appointed M/s. Mehta and Mehta, practicing company secretaries to undertake the Secretarial Audit of the Company.

SHARE CAPITAL

➤ **Authorized and Paid up share capital**

During the year under review your Company's Authorized Share Capital remained unchanged at Rs. 20,08,00,00,000/- comprising of Equity Share Capital of Rs. 20,00,00,00,000/- (divided into 2,00,00,00,000/- equity shares of Rs. 10 each) and the Preference Share Capital of Rs. 8,00,00,000/-

(divided into 80,00,000 optionally convertible preference share of Rs. 10 each). The Paid-up Share Capital of the company as at March 31, 2022 stood at Rs. 3,49,47,43,203.26/-.

➤ **Increase in Paid up Equity Capital**

During the year under review, the company has:

- Converted its fully paid up 26,66,667 Class A 0.001% Optionally Convertible Preference Shares (OCPS) aggregating to Rs. 2,66,66,670 (Rupees Two Crores Sixty Six Lakhs Sixty Six Thousand Six Hundred and Seventy) into equivalent amount of Equity Share Capital.
- Converted its partly paid up 26,66,667 Class B 0.001% Optionally Convertible Preference Shares (OCPS), aggregating to Rs. 2,64,00,003.3 (Two Crores Sixty-Four Lakhs Three Rupees and thirty paise) to fully paid up 26,66,667 Class B 0.001% OCPS of Rs. 10/- each.
- Further, the company has converted 26,66,667 Class B 0.001% Optionally Convertible Preference Shares (OCPS), aggregating to Rs. 2,66,66,670 (Rupees Two Crores Sixty Six Lakhs Sixty Six Thousand Six Hundred and Seventy) into equivalent amount of Equity Share Capital.
- The Company issued 49,500 equity shares of INR 10 each amounting to INR 4,95,000/- Equity share capital under ESOP 2017 scheme.

BORROWINGS

➤ **Debt Securities**

- The Company has issued debt securities comprising of Non-Convertible Debentures (NCD) including Market Linked (MLD).
- During the year under review your company has issued and allotted the Listed, Rated, Secured, Senior, Redeemable NCDs amounting to INR 33 crore.
- The Company's NCDs have been listed on Wholesale Debt Market Segment of BSE Limited.
- Various NCD issued by the Company have been assigned rating of CARE A Stable which is upgraded from CARE A- Stable since previous financial year.
- The Company have also obtained ratings from CRISIL during the year under review which is CRISILA/Stable for its NCDs.
- Ratings of MLD issued by the Company have been upgraded from CARE PP A- Stable to CARE PP-MLD A Stable.
- The Company's outstanding debt securities is INR 138.66 crore as at year ended on March 31, 2022.
- The Company has been regular in its payment obligations towards the NCDs and has not made any default towards payment obligations during the year under review.

- The Company is in compliance with the provisions of the Master Direction - Non-Banking Financial Company – Non-Systemically Important Non-Deposit taking Company (Reserve Bank) Directions, 2016 as updated from time to time.

➤ **Other than Debt Borrowings**

- During the year the Company's Other than debt borrowing is comprising of term loans from banks and financial institutions, working capital demand loan (WC DL), cash credit, overdraft facilities against fixed deposits and borrowings towards securitisation. As at March 31, 2022 total outstanding towards other than debt securities is INR 318.03 crore as against outstanding of INR 166.09 crore as on March 31, 2021.
- During the year under review the Company have been assigned rating CARE A Stable (upgraded from CARE A-Stable), for its long-term facilities.
- The Company have also obtained ratings from CRISIL towards its short-term bank facilities which is CRISIL A1.

EMPLOYEE STOCK OPTIONS

The Company has Employee Stock Option Plan 2017 ("ESOP 2017" or "the Scheme") with a pool of 1,20,00,000 Employee Stock Options convertible into equivalent number of equity shares of face value of Rs.10 each. The exercise price under the scheme is the fair market value as determined by the valuer appointed by the Board at the time of grant. The Scheme as approved authorizes the Nomination and Remuneration Committee to administer the same.

Below mentioned are the details of Employee Stock Option Plan, 2017:

1. Options granted: 1,32,45,000
2. Options vested: 26,89,500
3. Options exercised: 49,500
4. Options lapsed: 16,40,000 (Forms part of the pool)
5. Total number of shares arising as a result of exercise of option: 1,15,55,500
6. Exercise price: INR 10 per share
7. Variation of terms of option: One employee took sabbatical leaves so his/her vesting period was extended
8. Money realized by exercise of options: INR 4,95,000/- (excluding taxes).
9. Total number of options in force: 1,15,55,500

The following 8,00,000 Preference Shares, in the nature of Optionally convertible, Cumulative and Non participatory classified into Class A, Class B and Class C, subscribed to by the Managing Director and Chief Executive Officer of the Company in the financial year 2017-18 are treated as Employee Stock Options as per the Indian Accounting Standards, details of which are provided in the notes to the financial statements.

Sr. No.	Particulars	Status
1.	26,66,667 Class A 0.001% Optionally Convertible Preference Shares (Fully paid up)	Converted to Equity Share Capital in FY 21-22
2.	26,66,666 Class B 0.001% Optionally Convertible Preference Shares (Fully Paid up)	Converted to Equity Share Capital in FY 21-22
3.	26,66,666 Class C 0.001% Optionally Convertible Preference Shares (Partly paid up)	ESOP

Employee wise details of options granted during the year under review

i. Key Managerial Personnel:

Sr. No.	Key Managerial Personnel	No. of options granted
1.	Mr. Harsha Saksena (CFO)	20,00,000

ii. Any other employee who received a grant of options in any one year of option amounting to five percent or more of options granted during that year

Sr. No.	Employee Name	No. of options granted
1.	Mr. Harsha Saksena (CFO)	20,00,000
2	Mr. Jitendra Patel	2,00,000

iii. Identified employees who were granted option, during any one year, equal to or exceeding one percent of the issued capital (excluding outstanding warrants and conversion) of the company at the time of grant

Sr. No.	Employee Name	No. of options granted
1.	Mr. Neeraj Saxena (MD and CEO)	40,00,000

EXTRACT OF THE ANNUAL RETURN

The Annual Return for Financial Year 2021-22 as required under Section 92 of the Companies Act, 2013 has been placed on the website of the company. The following is web link for the same: <https://www.auxilo.com/corporate-governance>.

COMPANIES WHICH HAVE BECOME OR CEASED TO BECOME SUBSIDIARIES/JOINT VENTURE/ASSOCIATE COMPANY

M/s Balrampur Chini Mills Limited's and M/s Elme Advisors LLP each have investment to the tune of 44.36% in equity shareholding in your company. Your Company continues to be the associate company of M/s Balrampur Chini Mills Limited's and M/s Elme Advisors LLP by virtue of having the significant influence on your Company in terms of the provisions of the Companies Act, 2013.

PARTICULARS OF LOANS, GUARANTEES OR INVESTMENTS UNDER SECTION 186

The Company being a Non-Banking Financial Company registered with the Reserve Bank of India has the exemption from the provisions of section 186 of the Companies Act, 2013 and rules thereunder for the purpose of grant of loans. The Company in the ordinary course of business grants Loans for higher education to the students and loans to the Educational institutions in the ordinary course of business details of which are provided under the financial statements.

PARTICULARS OF CONTRACTS OR ARRANGEMENTS WITH RELATED PARTIES:

Your company has not entered into any contract or arrangement with related parties referred under the provisions of Section 188 of the Companies Act, 2013, during the financial year 2021-22 requiring disclosure in Form No. AOC 2, as prescribed under Rule 8(2) of the Companies (Accounts) Rules, 2014. Details of other related party transactions are provided in the notes to the financial statements. The Company's Policy on dealing with Related Party Transactions is available on the company's website – www.auxilo.com

EXPLANATION OR COMMENTS BY THE BOARD ON EVERY QUALIFICATION, RESERVATION OR ADVERSE OR DISCLAIMERS MADE:

AUDITORS' REPORT - There were no qualifications, reservations or adverse remarks or disclaimers made by the Statutory Auditors of the company in their audit report. The report of the Statutory Auditors is annexed to this Report.

There is no Fraud reported by auditors under sub-section (12) of section 143.

SECRETARIAL AUDIT REPORT - There were no qualifications, reservation or adverse comments made by the Secretarial Auditor of the company in their audit report for the Financial Year 2021-22. The Secretarial Audit Report is annexed to this Report and does not contain any qualifications

VIGIL MECHANISM / WHISTLE BLOWER POLICY

The Company has established a vigil mechanism to provide appropriate avenues to the Directors and employees to bring to the attention of the Management, their genuine concerns about behavior of employees, if any, or report about the unethical behavior by using the mechanism provided in the Whistle Blower Policy. During the financial year 2021-22, no cases under this mechanism were reported to the Company.

DIRECTORS' RESPONSIBILITY STATEMENT

The Directors' Responsibility Statement referred to in clause (c) of sub-section (3) of Section 134 of the Companies Act, 2013, your directors state that:

- (a) in the preparation of the annual accounts, the applicable accounting standards had been followed along with proper explanation relating to material departures;
- (b) the directors had selected such accounting policies and applied them consistently and made judgments and estimates that are reasonable and prudent so as to give a true and fair view of the state of affairs of the company at the end of the financial year and of the profit and loss of the company for that period;
- (c) the directors had taken proper and sufficient care for the maintenance of adequate accounting records in accordance with the provisions of this Act for safeguarding the assets of the company and for preventing and detecting fraud and other irregularities;
- (d) the directors had prepared the annual accounts on a going concern basis; and
- (e) the directors had devised proper systems to ensure compliance with the provisions of all applicable laws and that such systems were adequate and operating effectively.
- (f) The directors had laid down internal financial controls to be followed by the company and such internal controls were adequate and operating effectively.

INTERNAL FINANCIAL CONTROL SYSTEMS AND THEIR ADEQUACY

The Company has put in place adequate policies and procedures to ensure that the system of internal financial control is commensurate with the size and nature of Company's business. These system provide a reasonable assurance in respect of providing financial and operational information, complying with applicable statutes, safeguarding of assets of the Company, prevention and detection of frauds, accuracy and completeness of accounting records and ensuring compliance with corporate policies.

DISCLOSURE UNDER THE SEXUAL HARASSMENT OF WOMAN AT WORKPLACE (PREVENTION, PROHIBITION AND REDRESSAL) ACT, 2013

Your Company a Board approved policy for prevention of Sexual Harassment at work place in line with the requirements of the Sexual Harassment of Women at Workplace (Prevention, Prohibition and Redressal) Act, 2013. All employees are covered under the policy. The Company has constituted Internal Complaints Committee (ICC) under the provision of the said act. No complaint was received from any employee during the financial year 2021-22 and hence no complaint is outstanding as on March 31, 2022 for redressal.

MATERIAL CHANGES AND COMMITMENTS, IF ANY, AFFECTING THE FINANCIAL POSITION AFTER THE BALANCE SHEET DATE

There have been no material changes or commitments which affect the financial position of the company which have occurred between end of financial year to which the financial statements relate and the date of this report.

SECRETARIAL STANDARDS / REGULATORY GUIDELINES

Your Company has complied with the applicable provisions of Secretarial Standards 1 and 2 issued by the Institute of Company Secretaries of India and the Master Direction - Non-Banking Financial Company - Systemically Important Non-Deposit taking Company and Deposit taking Company (Reserve Bank) Directions, 2016 prescribed by RBI regarding accounting standards, prudential norms for asset classification, income recognition, provisioning, capital adequacy, etc.

There was no change in nature of business of your company during the Financial Year 2021-22. There have been no material changes or commitment between the end of the financial year of the company to which financial statement relates and the date of the report.

During the year there have been no significant orders passed by the Regulators or Courts or Tribunals impacting the going concern status and company's operation in future.

CONSERVATION OF ENERGY, TECHNOLOGY ABSORPTION AND FOREIGN EXCHANGE EARNINGS AND OUTGO

The information on conservation of energy, technology absorption and foreign exchange earnings and outgo pursuant to Section 134(3)(m) of the Companies Act, 2013, read with the Rule 8(3) of the Companies (Accounts) Rules, 2014 is given in herein. Your Company's website address is <https://www.auxilo.com/>

Conservation of Energy	: Not applicable
Technology Absorption	: Not applicable
Foreign Exchange Earnings	: Nil
Foreign Exchange Outgo	: Nil

ACKNOWLEDGEMENTS

Your Directors wish to place on record the appreciation and gratitude for the support extended by the Regulators, Reserve Bank of India, Securities Exchange Board of India, Ministry of Corporate Affairs, Stock Exchange, Bankers, other Lenders and other stakeholders for their continued support and guidance especially in an unprecedented times like that of a pandemic which stretched across the globe. Your Board of Directors would also like to take this opportunity to thank the Company's customers, shareholders, debenture holders and the employees to have reposed faith in the Company. Special mention for the employees and business associates for their dedication and commitment, team play and professionalism in maintaining the company continue to deliver its services.

Your Directors would like to express their immense respect for everybody who compromised on their own safety to fight against the pandemic.

For and on behalf of the Board of Directors

Shri. Manish Chokhani
Chairman
DIN - 00204011

Shri. Neeraj Saxena
Managing Director and CEO
DIN – 07951705

Place – Mumbai
Date – May 19, 2022

Annexure A

ANNUAL REPORT ON CORPORATE SOCIAL RESPONSIBILITY (CSR) ACTIVITIES

Pursuant to Section 135 of Companies Act, 2013 and Companies (Corporate Social Responsibility Policy) Rules, 2014

1. OUTLINE OF CSR POLICY

Auxilo Finserve Private Limited focus is to engage with NGOs that are small in size but are engaged in deeper and meaningful projects, where in our CSR corpus shall have a higher impact. We see our job as a responsible corporate citizen to solve problems and overcome challenges through our services and actions, and thereby contribute to advancing and growing education world.

At Auxilo, we refer to Corporate Social Responsibility as Corporate Citizenship – our commitment to create lasting value for society. Based on the UN Sustainable Development Goals and our core competencies, the company has defined three strategic focus areas for its Corporate Social Responsibility: education, gender equality and empowerment of the women.

GUIDING PRINCIPLES FOR SELECTING THE ACTIVITIES

A. Student Potential Upliftment

- Underprivileged and Orphan Education Alleviation
- Education programs for Special Kids
- Programs directed towards Girl Child Education

Buddy4Study India Foundation

Buddy4Study, since 2011, is endeavouring to bridge the gap between scholarship providers and scholarship seekers. As India's largest scholarship listing portal, they help more than 1 million students by connecting the right scholarships with the right students. Backed by its robust scholarship search engine, it is the only platform in the country that allows both seekers and scholarship providers to access curated scholarship information across the globe.

Amidst the COVID-19 outbreak, Auxilo supported by setting up a Scholarship fund with Buddy4study to provide financial assistance to 20 COVID-19 affected students who have lost their parent (s)/earning member(s) or whose family members have lost their employment (or livelihood) in COVID-19 pandemic.

Auxilo's Edevate Scholarship Program 2021-22
helped **Aakash** continue with his higher studies



Sudharsana Aakash SD
Scholarship received: **Rs. 30,000**

Scholar Story

I lost my father to COVID-19 last year. Due to this unfortunate and unfortunate incident, our entire household savings got consumed in medical bills. His passing left an emotional and financial hole in our life. My father was a clerk in the Forest Department of Sagar (Chamara) and retired (provident fund, my mother, and my younger brother. Since then, he passed away, the entire household has lost its main source of income. I have been struggling to sustain my education. The annual income of my family is less than Rs. 1 lakh, and it has been difficult for my mother to sustain a living for the three of us.

Despite these challenges, I continue to gather the strength to go on, dream, and aspire. I had always been interested in Mathematics and statistics, which reignited my spark to become a Data Scientist. I decided to pursue a degree in B.Sc. Statistics and finally got a seat in the prestigious Iqbal College, Chennai. With the money that my father had saved for my higher education, I was able to pay my first year fee. However, by the time I joined the 1st year, only an 80% CGPA score, my mother's financial struggles had forced me to leave my education.

Hence, I decided to look for scholarship opportunities online and learned about the **Auxilo's Edevate Scholarship Program 2021-22**, which provides support to students who have lost their family members as a result of the COVID-19 pandemic. This was a huge ray of hope for me. I immediately applied for the scholarship and was awarded financial aid worth **Rs. 30,000**, which will be used to pay my 1st year college fee.

I have now gathered the courage to pursue a master's degree in Data Science. I hope to be able to provide for my family and live above my unfortunate circumstances. I also want to thank Auxilo Welfare Pvt. Ltd. for keeping my dream alive.

Auxilo's Edevate Scholarship Program 2021-22
helped **Dibya** tide through the most challenging phase of her educational journey



Dibya Bharati Pradhan
Scholarship received: **Rs. 30,000**

Scholar Story

I have always been interested in the field of physics and chemistry. This inclination led me towards the branch of Astrophysics, the science of the universe. Knowing that the field requires an excellent fundamental understanding of science, I studied hard and obtained 94% marks in Class 10 and 89.2% marks in Class 12 (in science stream). However, just when I gained the confidence to dream higher, the worst happened. I lost my father during the first wave of COVID-19. This unfortunate incident left my family inconsolable. Since we were practically left with no source of income, my mother decided to seek out the extra course in our house to provide for the sustenance of our family of three.

Despite this too, I remembered my father's teachings. He believed that education was power, and so, even when my family was incapable of paying for my higher education, I decided to apply for good institutions and ended up getting admissions in B.Sc. Physics at the National Institute of Science Education and Research (NISER). While I was there, I managed the first year of college with savings, I knew that I urgently required external financial help going forward. Hence, I began searching for scholarships online and luckily came across the **Auxilo's Edevate Scholarship Program 2021-22** - an initiative especially targeted towards supporting students who lost their paramount support or whose earning family members lost their employment (or laid off) due to the COVID-19 pandemic. Feeling fortunate enough to come across such an opportunity, I applied for the scholarship and got awarded a financial relief of **Rs. 30,000**. The scholarship aid gave me the financial relief that I was in need of.

Till now, I have been able to maintain a good academic performance with an 87% CGPA score in the first two years of my undergraduate. I wholeheartedly thank Auxilo Welfare Pvt. Ltd. for affording me this financial aid and keeping my educational dream alive.

B. Enabling Better Education Infrastructure

- School Adoption Program - Aims at enhancing the learning environment of the schools at the physical as well as psychological level.
- School Development Program - Aims to bring creativity in routine education which encourages students to be motivated to learn on a daily basis thereby enhancing curiosity, creativity & consistency.

BIRDS (Bijapur Integrated Rural Development Society)

Bijapur Integrated Rural Development Society is a registered Voluntary Organization under Karnataka Societies Registration Act 1960 and committed for integrated rural development since 1989.

BIRDS has been working with the vulnerable target group families especially, landless, Scheduled Castes and Scheduled Tribes (SC/STs), small and marginal farmers, women on socio economic issues and development of rural poor through diversified developmental activities.

Under this program Auxilo is looking to fund School's basic development needs like sanitation, infrastructure, administrative, IT assets etc. of needy schools /NGOs in the country.





2. COMPOSITION OF CSR COMMITTEE

Sr. No.	Name of Directors	Designation	Nature of Directorship	Number of meetings of CSR committee held during the year	Number of meetings of CSR Committee attended during the year
1.	Mr. Manish Chokhani	Independent Director	Chairman	1	1
2.	Mr. Gautam Jain	Non-Executive Director	Member	1	1
3.	Mr. Neeraj Saxena	MD & CEO	Member	1	1

- Web-link where composition of CSR committee, CSR Policy and CSR projects approved by the board are disclosed on the website of the company- **Link: www.auxilo.com/policy.html**
- Details of Impact assessment of CSR project carried out in pursuance of sub-rule (3) of rule 8 of the companies (Corporate Social Responsibility Policy) Rules, 2014 – **Not Applicable**
- Details of the amount available for set off in pursuance of sub-rule (3) of rule 7 of the companies (Corporate Social Responsibility Policy) Rules, 2014 and amount required for set off for the financial year – **NIL**
- Average net profit of the company for last three financial years: **Rs.6,18,04,542**
- Two percent of average net profit of the Company as per Section 135(5): **Rs.12,36,091/-**
 - Surplus arising out of CSR Projects or programmes or activities of the pervious financial years: **NIL**
 - Amount required to be set off for the financial year, if any: **NIL**
 - Total CSR obligation for the financial year (7a+7b-7c): **Rs.12,36,091/-**

8. (a) CSR Amount spent or unspent for the financial year:

Total Amount Spent for the Financial Year. (Rs.)	Amount Unspent (Rs.)				
	Total Amount transferred to Unspent CSR Account as per section 135 (6)		Amount transferred to any fund specified under Schedule VII as per second provision to section 135(5)		
	Amount	Date of Transfer	Name of the Fund	Amount	Date of Transfer
12,57,640/-	-	-	-	-	-

(b) Details of CSR amount spent against ongoing projects for the financial year:

(1)	(2)	(3)	(4)	(5)		(6)	(7)	(8)	(9)	(10)	(11)	
Sr. no.	Name of the Project	Item from the list if activities in Schedule VII to the act	Local area (Yes/No)	Location of the Project		Project duration	Amount allocated for the project (in Rs.)	Amount spent in the current financial year (in Rs.)	Amount transferred to unspent CSR Account for the project as per Section 135(6) (in Rs.)	Mode of Implementation Direct (Yes/No)	Mode of Implementation – Through Implementing Agency	
				State	District						Name	CSR Registration number
1	-	-	-	-	-	-	-	-	-	-	-	-
	Total	-	-	-	-	-	-	-	-	-	-	-

(C) Details of CSR amount spent against other than ongoing project for the financial Year:

(1)	(2)	(3)	(4)	(5)		(6)	(7)	(8)	
Sr. No	Name of the Project	Item from the list of activities in Schedule VII to the Act	Local Area (Yes/No)	Location of the Project		Amount spent for the project	Mode of Implementation - Direct (Yes/No)	Mode of Implementation - Through Implementing Agency	
				State	District			Name	CSR Registration Number
1.	Inclusive education for Deaf Children (BIRDS)	Item ii (promote education)	No	Karnataka	Bagalkot	5,26,000	No	Bijapur Integrated Rural Development Society (BIRDS)	CSR00003313
2.	Auxilo Educational Scholarship Program 2021-22	Item ii (promote education)	Yes	Maharashtra	Mumbai	7,31,640	No	Buddy4Study India Foundation	CSR00000121
	Total					12,57,640			

- (b) Amount spent in Administrative Overheads: **NIL**
- (c) Amount spent on Impact Assessment, if applicable: **NA**
- (d) Total amount spent for the financial year: **12,57,640**
(8b+8c+8d+8e)
- (e) Excess Amount for set off, if any.

Sr. No.	Particulars	Amount (Rs.)
A.	Two percent of the average net profit of the Company as per Section 135(5)	12,36,091
B.	Total Amount spent for the financial year	12,57,640
C.	Excess Amount spent for the financial year (B-A)	21,549
D.	Surplus arising out of the CSR projects or programmes or activities of the previous financial years, if any	NIL
E.	Amount Available for set off in succeeding financial years (C-D)*	21,549

* Note: We propose to not to carry forward this amount to next year.

9. (a) Details of Unspent CSR amount for the preceding three financial years:

Sr. No.	Preceding F.Y.	Amount transferred to Unspent CSR Account under Section 135(6) (Rs.)	Amount spent in the reporting Financial Year (Rs.)	Amount transferred to any fund specified under Schedule VII as per section 135(6), if any			Amount remaining to be spent in Succeeding financial years. (Rs.)
				Name of the Fund	Amount (in Rs.).	Date of transfer	
1.	-	-	-	-	-	-	-
	Total	-	-	-	-	-	-

(b) Details of CSR amount spent in the financial year for ongoing projects of the preceding financial year(s):

(1)	(2)	(3)	(4)	(5)	(6)	(7)	(8)	(9)
Sl. No	Project ID	Name of the Project	Financial year in which the project was commenced	Project duration	Total amount allocated for the project (Rs.)	Amount spent on the project in the reporting Financial Year (Rs.)	Cumulative Amount spent at the end of reporting Financial Year (Rs.)	Status of the project - Completed /Ongoing
1.	-	-	-	-	-	-	-	-
2.	-	-	-	-	-	-	-	-
	Total	-	-	-	-	-	-	-

10. In case of creation or acquisition of capital asset, furnish the details relating to the asset so created or acquired through CSR spent in the Financial Year (asset-wise details): **Not Applicable**

- Date of creation or acquisition of the capital asset(s).
- Amount of CSR spent for creation or acquisition of capital asset.
- Details of the entity or public authority or beneficiary under whose name such capital asset is registered, their address etc.
- Provide details of the capital asset(s) created or acquired (including complete address and location of the capital asset).

11. Specify the reason(s), if the company has failed to spend two per cent of the average net profit as per section 135(5): **Not Applicable.**

NEERAJ SAXENA

(Managing Director & CEO)

Date: May 19, 2022

MANISH CHOKHANI

(Chairman- CSR Committee)

Place: Mumbai

FORM MR-3
SECRETARIAL AUDIT REPORT
FOR THE FINANCIAL YEAR ENDED 31st MARCH, 2022

{Pursuant to Section 204(1) of the Companies Act, 2013 and rule 9 of the Companies
(Appointment and Remuneration of Managerial Personnel) Rules, 2014}

To,
The Members,
AUXILO FINSERVE PRIVATE LIMITED
LG, B-13 AND 14,
Art Guild House,
Phoenix Market City,
LBS Marg, Kurla West,
Mumbai – 400070,
Maharashtra, India.

We have conducted the secretarial audit of the compliance of applicable statutory provisions and the adherence to good corporate practices by **Auxilo Finserve Private Limited** (hereinafter called "the Company"). Secretarial audit was conducted in a manner that provided us a reasonable basis for evaluating the corporate conduct / statutory compliance and expressing our opinion thereon.

Based on our verification of the Company's books, papers, minutes books, forms and returns filed and other records maintained by the Company and also the information provided by the Company, its officers, agents and authorized representatives during the conduct of secretarial audit, we hereby report that in our opinion, the Company has, during the audit period covering the financial year ended on March 31, 2022, complied with the statutory provisions listed here under and also that the Company has proper Board processes and compliance mechanism in place to the extent, in the manner and subject to the reporting made hereinafter:

We have examined the books, papers, minute books, forms and returns filed and other records maintained by the Company for the financial year ended on March 31, 2022, according to the provisions of:

- (i) The Companies Act, 2013 ('the Act') and the rules made thereunder;
- (ii) The Securities Contracts (Regulation) Act, 1956 ('SCRA') and the rules made there under;

- (iii) The Depositories Act, 1996 and the Regulations and Bye-laws Framed there under **(during the period under review not applicable to the company);**
- (iv) Foreign Exchange Management Act, 1999 and the rules and regulations made there under to the extent of Foreign Direct Investment, Overseas Direct Investment and External Commercial Borrowings **(during the period under review not applicable to the company);**
- (v) The following Regulations and Guidelines prescribed under the Securities and Exchange Board of India Act, 1992 ('SEBI Act'):-
 - (a) The Securities and Exchange Board of India (Substantial Acquisition of Shares and Takeovers) Regulations, 2011**(during the period under review not applicable to the company);**
 - (b) The Securities and Exchange Board of India (Prohibition of Insider Trading) Regulations, 2015;
 - (c) The Securities and Exchange Board of India (Issue of Capital and Disclosure Requirements) Regulations, 2018 **(during the period under review not applicable to the company);**
 - (d) The Securities and Exchange Board of India (Issue and Listing of Non-Convertible Securities) Regulations, 2021;
 - (e) The Securities and Exchange Board of India (Registrars to an Issue and Share Transfer Agents) Regulations, 1993 regarding the Companies Act and dealing with client **(during the period under review not applicable to the Company);**
 - (f) The Securities and Exchange Board of India (Delisting of Equity Shares) Regulations, 2009 **(during the period under review not applicable to the Company);**
 - (g) The Securities and Exchange Board of India (Buyback of Securities) Regulations, 2018 **(during the period under review not applicable to the Company);**
 - (h) The Securities and Exchange Board of India (Share Based Employees Benefits and Sweat Equity) Regulations, 2021;
- (vi) Non-Banking Financial Company – Systematically Important Non- Deposit taking Company (Reserve Bank) Directions, 2016;
- (vii) Non-Banking Financial Company Returns (Reserve Bank) Directions, 2016;

- (viii) Master Direction – Non-Banking Financial Companies Auditor's Report (Reserve Bank) Directions, 2016;
- (ix) Master Direction - Information Technology Framework for the NBFC Sector;
- (x) Master Direction – Monitoring of Frauds in NBFCs (Reserve Bank) Directions, 2016.

We have examined compliance with the applicable clauses of the following:

- (i) Secretarial Standards issued by the Institute of Company Secretaries of India;
- (ii) Securities and Exchange Board of India (Listing Obligations and Disclosure Requirements) Regulations, 2015;

During the period under review the Company has complied with the provisions of Act, Rules, Regulations, Guidelines, Standards, etc.

We further report that:

The Board of Directors of the Company is duly constituted with proper balance of the Executive Directors, Non-Executive Directors and Independent Directors. The changes in the composition of the Board of Directors that took place during the period under review were carried out in compliance with the provisions of the Act.

Adequate notices are given to all Directors to schedule the Board / Committee Meetings, agenda and detailed notes on agenda were sent at least seven days in advance except ten Board/ Committee Meetings which were held on a shorter notice with the consent of all the Directors, and a system exists for seeking and obtaining further information and clarifications on the agenda items before the meeting and for meaningful participation at the meeting.

Majority decision is carried through while the dissenting members' views are captured and recorded as part of the minutes.

We further report that there are adequate systems and processes in the company commensurate with the size and operations of the company to monitor and ensure compliance with applicable laws, rules, regulations and guidelines.

We further report that during the audit period the Company had the following specific events / actions having a major bearing on the Company's affairs in pursuance of the above referred laws, rules, regulations, guidelines, standards, etc.

- a. During the period under review, the Board of Directors of the Company passed a resolution dated May 12, 2021 approving borrowing proposals up to a maximum limit of Rs. 900 crores for the Financial Year 2021-22.**

- b. During the period under review, the Board of Directors of the Company passed a resolution dated May 12, 2021 approving issuance of Non- Convertible Debentures on private placement basis in one or more tranches up to a maximum limit of Rs. 200 crores.
- c. During the period under review, Resolution by Circulation was passed by the Board of Directors of the Company dated August 24, 2021 for allotting 330 Secured, Rated, Listed Redeemable Non- Convertible Debentures (NCDs) of Rs 10.00 Lakhs each, aggregating to Rs. 33,00,00,000/- to AU Small Finance Bank Limited.
- d. The Executive Committee dated March 31, 2022 has allotted 49,500 Equity Shares of face value of Rs. 10 each on the exercise of ESOPs granted under Employees Stock Option Scheme 2017.
- e. The Board of Directors passed the resolution by circulation dated March 19, 2022 for allotment of 26,66,667 Class B 0.001% Optionally Convertible Preference Shares (OCPS) of Rs. 9.90 each and further the Board passed the resolution by circulation dated March 28, 2022 for conversion of 26,66,667 Class B 0.001% Optionally Convertible Preference Shares (OCPS) into Equity Shares at Rs. 10 each.

Note: Due to prevailing pandemic, Certification on this Form MR-3 is done on the basis of documents made available to us in electronic form (i.e. scanned copies shared on e-mail) by the Secretarial Team of the Company which may be physically verified thereafter.

For **Mehta & Mehta,**
Company Secretaries
(ICSI Unique Code P1996MH007500)

Atul Mehta
Partner
FCS No: 5782
CP No: 2486
Place: Mumbai
Date: May 19, 2022
UDIN: F005782D000345165

Note: This report is to be read with our letter of even date which is annexed as 'ANNEXURE A' and forms an integral part of this report.

To,
The Members,
AUXILO FINSERVE PRIVATE LIMITED
LG, B-13 AND 14,
Art Guild House,
Phoenix Market City,
LBS Marg, Kurla West,
Mumbai – 400070,
Maharashtra, India.

Our report of even date is to be read along with this letter.

- 1) Maintenance of secretarial record is the responsibility of the management of the Company. Our responsibility is to express an opinion on these secretarial records based on our audit.
- 2) We have followed the audit practices and processes as were appropriate to obtain reasonable assurance about the correctness of the contents of the secretarial records. The verification was done on test basis to ensure that correct facts are reflected in secretarial records. We believe that the processes and practices we followed provide a reasonable basis for our opinion.
- 3) We have not verified the correctness and appropriateness of financial records and Books of Accounts of the Company.
- 4) Wherever required, we have obtained the Management representation about the compliance of laws, rules and regulations and happening of events etc.
- 5) The compliance of the provisions of corporate laws, rules, regulations, standards is the responsibility of management. Our examination was limited to the verification of procedures on test basis.
- 6) As regard the books, papers, forms, reports and returns filed by the Company under the provisions as referred in our Secretarial Audit Report in Form MR-3 the adherence and compliance to the requirements of the said regulations is the responsibility of management. Our examination was limited to checking the execution and timeliness of the filing of various forms, reports, returns and documents that need to be filed by the Company with various authorities under the said regulations. We have not verified the correctness and coverage of the contents of such forms, reports, returns and documents.

- 7) The secretarial audit report is neither an assurance as to the future viability of the Company nor of the efficacy or effectiveness with which the management has conducted the affairs of the Company.

For **Mehta &Mehta,**
Company Secretaries
(ICSI Unique Code P1996MH007500)

Atul Mehta
Partner
FCS No: 5782
CP No: 2486

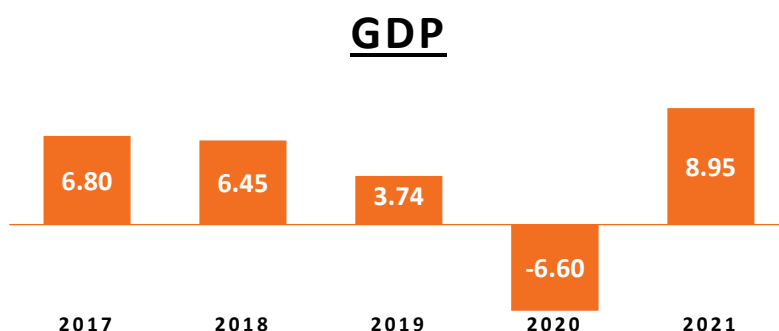
Place: Mumbai
Date: May 19, 2022

UDIN: F005782D000345165

MANAGEMENT DISCUSSION AND ANALYSIS

INDIAN ECONOMY AND OVERVIEW

India's GDP growth recorded a significant rise of 8.95% in the year 2021 and 8.15% in the year 2022, after facing a series of downfalls – falling from 6.80% in the year 2017 to 6.45% in the year 2018 to 3.74% in the year 2019 to -6.60% in the year 2020. The largest factor contributing to this has been the upliftment of imposed lockdown and relaxation of COVID restrictions, as a result, the increase in production of goods and services and pent-up demand lead to a boom in economic activities. The higher growth rate of GDP should lead to increased income which in turn should increase demand and positively affect the recovery of the economy in the year 22-23. Private Final Consumption Expenditure (PFCE) continued to grow by 15.42% in the year 21 – 22 after a slight fall of -6.02% in the year 20 – 21.



The ongoing COVID-19 pandemic has been the first of its kind the world has witnessed in the 21st century. The cyclical slowdown that set in the Indian economy before the outbreak of the pandemic, got exacerbated on the back of cliff effects and scarring generated by the pandemic. Despite having witnessed one of the steepest contractions in the gross domestic product (GDP) in Q1:2020-21 and being hit by three successive waves, the Second Advance Estimates of National Income released on February 28, 2022, indicate that the economy has surpassed its pre-COVID level in 2021-22, on the back of unprecedented monetary and fiscal policy support from regulators and Government. Nonetheless, India's recovery from the pandemic, despite its innate strength of macroeconomic fundamentals, remains fragile and is yet to become broad-based.

Having concerned over rising inflation levels and in line with the Global increase in interest rates RBI increased the Repo Rate from 4% to 4.4% in May 2022, indicating a tightening of monetary policy going forward. The Global Inflation Rate, higher crude oil prices caused due to Russia – Ukraine war, higher global food prices and the higher domestic inflation rate is likely to impact the growth.



The capital expenditure push in the Union Budget for F.Y. 2022-23, the production linked incentive schemes introduced by the Government of India are expected to provide the much-needed support to the production sector making it more competitive in domestic and export markets.

INDUSTRY STRUCTURE AND DEVELOPMENT

Education is an important aspect of the Indian culture and hence, Indians are always ready to invest a lot of time and money for their children. This in turn amplifies the overall demand and student aspirations.

Students opting for Higher Education abroad from India are increasing rapidly and their growth outpaced the domestic student growth by 6x in the last three years to reach-770k in 2019. This is further expected to grow 2x till 2024 to reach-1.8 M students who would be spending USD 75-85k overseas. Most of the students are opting for Postgraduate courses in Anglophone destinations and are expected to maintain the trend. Much of the increase in the market is driven by:

- Better education quality abroad
- Higher standards of living
- Gaps in the Indian education system leading to a supply-demand imbalance
- Upward income mobility of Indian households

Canada has emerged as the most preferred country for Indian students abroad replacing the USA over the last 3-5 years. This growth is owing to the increasingly liberal immigration policies coupled with high standards of education and living. While the growth of students going to the USA for higher education was dampened in the past years due to more restrictive policies, especially on account of COVID, student outflows are expected to rebound within the forecast period as the USA is facing an acute shortage of skilled labour currently.

Similar to the USA, student flows to the UK were tempered in the last few years because of the restrictive immigration policies. However, the UK is expected to be the fastest-growing destination country for students till 2024 as it has re-introduced Post Study Work Visa programs and offer more intensive and economical one-year master's programs compared to peers. It is currently benefitting from the redirected inflows of students previously going to Australia before it closed off its borders.

Apart from these top destinations, students are increasingly showing interest in countries like Germany, New Zealand, and the Philippines owing to robust educational systems, standards of living, and professional opportunities for graduates.

With the rising cost of higher education, it is becoming increasingly difficult for students and parents to finance their higher education completely with family funds/savings. It is therefore becoming imperative for students to avail education loans.

The outbreak of the pandemic has challenged the entire world to devise newer ways of dealing with day-to-day activities. With technology interventions, EdTech has shown



unprecedented growth in India. We are second only to the US when it comes to e-learning. Parents and students will explore these new offerings and schools are expected to begin collaborating with service providers to maximize student learning.

BUSINESS OVERVIEW

Auxilo Finserve Private Limited (Company/Auxilo) is founded in 2017, a pro-education NBFC registered with the Reserve Bank of India. The Company believes that it's the right of every student to avail of quality education. The Company is taking steps toward ensuring that students acquire the knowledge, skills, and dispositions that they need to achieve their individual goals and maximize their contribution to society and the country as a whole.

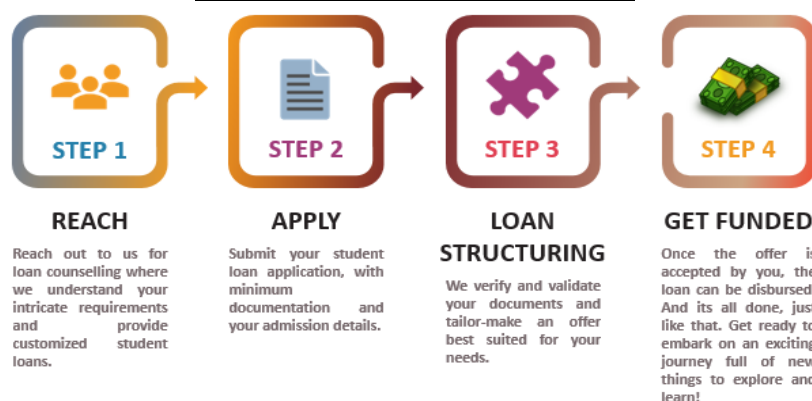
There is a substantial gap that needs to be catered to when it comes to the Indian Educational framework and to bridge this gap as an Education Ecosystem Enabler and growth-focused, socially responsible fair lender, the Company offers financial support through innovative financial solution delivery to a wide network of students as well as to a range of schools. India grows aspirational with every passing second and we at Auxilo, take pride in nurturing these aspirations and helping thousands of Indian students and hundreds of educational institutions get ready for the world.

OUR BUSINESS

The Company's business includes retail and corporate credit. Our growth aspiration is fueled by a deep understanding of customer needs and an innovative product suite aligned to meet their requirements. In the education financing domain, the Company provides loans across two segments:

1. **Education Loan (B2C):** Our retail credit includes providing loans for higher education for supporting Indian youth to fulfill their education needs.
2. **Educational Institute Loan (B2B)** – Our corporate credit includes providing loans for financing the working and growth capital needs of educational institutes in India

OUR EDUCATION LOAN PROCESS

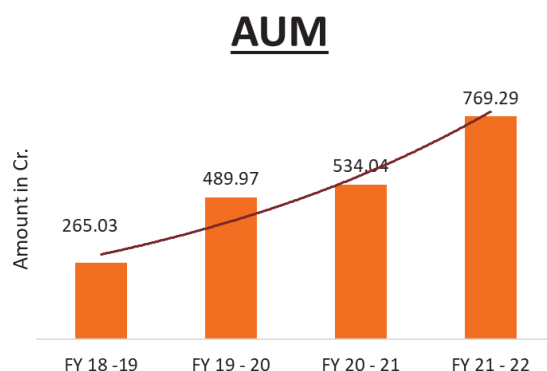


Total Asset under Management (AUM) stands at INR 769.29 crore at the end of FY 21 – 22 compared to INR 534.04 crore at the end of FY 20 – 21, a growth of 44.05%. The book comprises retail credit comprising education loans is INR 605.70 crore (78.73% of the loan book) and corporate credit comprising of educational institute loans is INR 163.60 crore (21.27% of the loan book).

We continue to focus on risk management and achieving growth in the book without diluting risk standards.

Financial Performance and Operational Reviews

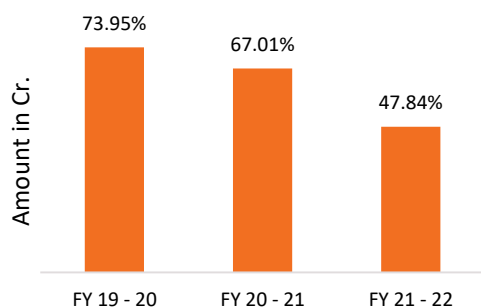
During the year, AUM has grown by 44.05% to INR 769.29 crore as compared to INR 534.04 crore in FY 20-21. The primary driver of our AUM growth is increasing our retail education loan portfolio which grew by 44.05%. As of March 21, we had over 2,243 approved educational loans. Till March 2022, the Company has benefited over 3,718 customers and disbursed loans of INR 992.56 crore. In the near term, we plan to leverage our existing branches more and undertake further innovations in our digital processes to grow a granular book and ensure healthy portfolio quality.



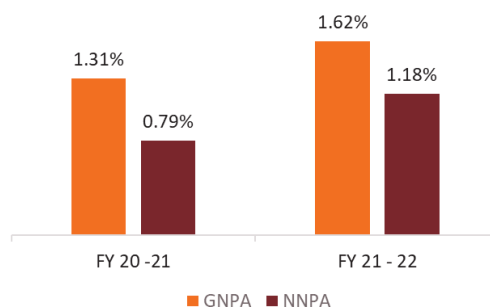
During FY 2021-22 the Company did not do any significant lending to Schools considering the cash flow uncertainties of these borrowers due to COVID 19 and Government regulations. The Company made special efforts on collections. Gross NPAs and Net NPAs, recognized as per RBI's prudential norms and provisioned as per the Expected Credit Loss (ECL) method prescribed is IndAS, stood at 1.62% and 1.18% of loans respectively. Under ECL method, the provisioning coverage on NPA stood at 27.94%. Our Tier - 1 CAR stands at a robust 47.11% whereas the Total CAR stands at 47.84%.



TOTAL CAR



GNPA AND NNPA



FINANCIAL PERFORMANCE HIGHLIGHTS

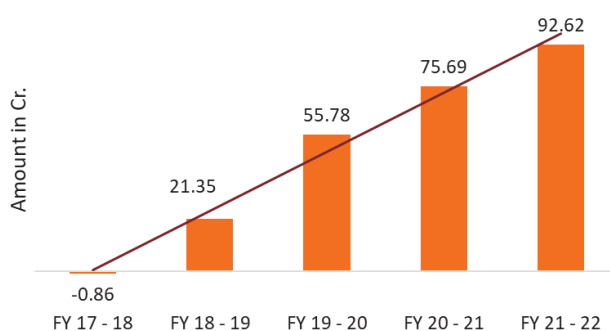
A summary of FY 21 – 22 financial performances of the Company and its comparison with FY 20 – 21 performances:

INCOME

Total revenue for FY22 was INR 92.62 crore as compared to INR 75.69 crore in FY21, a growth of 22.37%. It mostly comes from interest on loans, reflecting the scale-up in the average credit book during the year.

After deducting the finance cost, Net Revenue for FY22 was INR 59.49 crore as compared to INR 43.05 crore in FY21, up 38.19%.

TOTAL REVENUE



EXPENSES

Total cost for FY22 was INR 77.57 crore (INR 62.50 in FY21), up 24.11%. Within total costs, other operating expenses grew by 43.60% in FY22 as we continue to invest in scaling up.



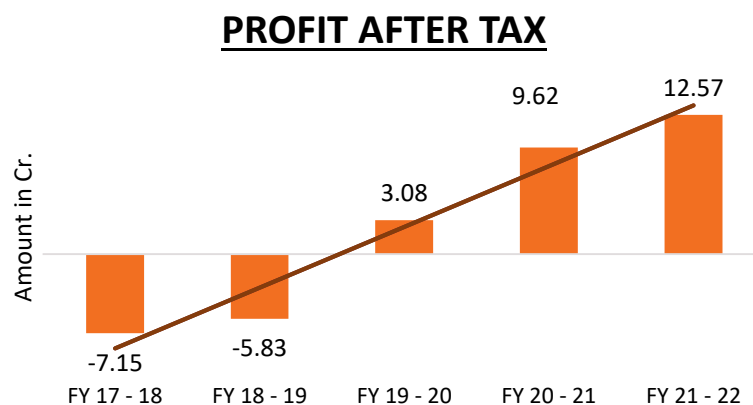
Employee expenses grew by 35.55% as we continue to hire to support a growing business. As the size of our operations grew, it was also imperative to strengthen the organization and we added about 36 employees during FY21 – 22 taking the year headcount to 196, a growth of 22.50% resulting in the employee expense growth.

Finance cost was contained in FY22 at INR 33.13 crore as compared to INR 32.64 crore in FY21.

PROFITABILITY

Profit After Tax (PAT) is INR12.57 crore with an increase of 30.67% compared to INR 9.62 crore in FY 20 – 21. As we gain scale, we are grateful to all stakeholders for helping us build this robust platform.

Return on Asset for FY22 was at 1.64% and Return on Equity at 3.30%



BALANCE SHEET

Total assets of the Company showed a growth of 28.86% in FY22 with the asset size of INR 862.78 crore in FY22 as compared to INR 669.53 crore in FY21. The Company has ample liquidity with the cash and bank balance totaling INR 90.79 crore in FY22 as compared to INR 130.19 crore in FY21.

Total borrowings (including debt securities) of the Company stood at INR 456.70 crore in FY22 as compared to INR 285.42 crore in FY21. During the year, the Company started a banking relationship with seven new lenders with a proper mix of term lending, working capital facilities, and NCDs.



ANALYSIS OF SIGNIFICANT CHANGE IN FINANCIAL RATIOS

RATIO	As at March 31, 2022	As at March 31, 2021	VARIANCE	REASON
Debt equity ratio	1.17	0.77	51.95%	In FY 21-22 the Company has availed debt facility & other bank borrowings of INR 33 crore and INR 233 crore respectively
Total debts to total assets	0.53	0.43	23.26%	
ROE	3.30	2.63	25.48%	Increase in book size has led to increase in interest income and profitability
Net Profit Margin %	13.42%	12.71%	5.59%	
Gross Stage 3 asset	1.62%	1.31%	23.66%	
Net Stage 3 asset	1.17%	0.79%	48.10%	Increase in gross NPA due to slippage in 90+ DPD and increase in ECL provision thereon
CRAR	47.84%	67.01%	(28.61)%	Due to increase in book size of B2C

Other parameters, namely Inventory Turnover, Interest Coverage Ratio, and Current Ratio are not applicable to the Company.

OPPORTUNITIES AND THREATS

OPPORTUNITIES

As per the data from the Ministry of External Affairs (MEA), the pandemic had resulted in a 55% dip in 2020 as the number of students who departed India for higher education was 2,61,406 as compared to 5,88,931 in 2019. Now, with relaxations in visa processes and mass vaccination, the overseas education market is set to revive itself.

As per the Bureau of Immigration (BoI), the number of Indian students who went abroad for higher education in the first quarter of 2022, is 1,33,135 while there were 4,44,553 students in 2021. The spending is expected to grow from the current annual \$28 billion to \$80 billion by 2024 as per the 'Higher Education Abroad' report by consulting firm RedSeer estimates. The top preferred countries for education in 2021 were the US, Canada, and the UK which are also the Company's targeted geographic locations. Students heading abroad were more inclined toward the courses related to Business, Engineering, Healthcare, Law, Public Policy, and Science.



As per the findings of the report, with things returning to normalcy post-pandemic, there is going to be a rise in the number of students heading abroad for higher education. This would increase overseas spending on higher education, which should also boost the education loan industry.

THREATS

The RBI has announced a hike in the repo rate by 40 bps, as a ripple effect it would lead to an increase in the loan borrowing rate. This may have an impact on the lending and profitability of the organization.

There is growing competition from student loan Fintech start-ups which are providing digital loans for higher education courses, including engineering, business administration, executive education, and online courses, in Indian universities as well as abroad. Any disruptive pricing by any player may impact the industry and the Company.

RISK AND CONCERNS

The Company adopts the 'three lines-of-defense' model wherein management control at the business entity level is the first line of defense in risk management. Various risk control and compliance oversight functions, established by the management are the second line of defense. Finally, the third line comprises the internal audit/ assurance function.

The risk management discipline is centrally initiated but implemented across the Company. In order to maintain financial soundness of the Company, it seeks to promote a strong risk culture throughout the organization. It is this strong risk culture that enables operational throughput even during times of the Covid-19 pandemic. Additionally, we would continue to strengthen our risk infrastructure based on our learnings during the lockdown.

We have strengthened oversight at the Board level through the Board Committee on Risk focusing on all vectors of risk at the entity level. The risk management committee is creating a framework to Assess, Avoid, Manage and Mitigate risks across business verticals on a continuous basis. Our risk framework coupled with a risk governance structure that includes a business level risk team, and the Board Risk Committee that protects the Company and ensures that there are enough defences available to control all types of risks like credit, interest rate, operational, liquidity, business, and regulatory risks.

INTERNAL CONTROLS

The Internal audits are carried out by external independent auditors along with the Company appointed officials who bring independent, objective and reasonable assurance on adequacy and effectiveness of the risk management practices besides the industry expertise and best practices which also add value to the organization. The internal audit function focuses on assessing the adequacy, efficiency, and effectiveness of internal control systems across the Group. The Audit Committee is overall responsible for overseeing the internal audit function.



The Company constantly strives to raise the standards of controls and processes through upgrading its standards and bringing in industry best practices.

All significant Internal Audit observations are reported to the Audit Committee of the Board of Directors of the Company. The Audit Committee has been constituted under section 177 of the companies Act, 2013 with specified terms of reference. The Company has Standard Operating Procedures (SOPs), Internal Financial Controls (IFCs), and Risk Registers as per the Risk Management Policy. Also, the Company has put together internal control systems which are commensurate with the nature and size of the business. A secretarial Audit is conducted by a firm of practicing Company secretaries.

HR MANAGEMENT

Auxilo Finserve Private Limited represents a winning combination of people, culture, opportunities, and development. The Company continued to put in place people-friendly policies and practices in the past year and continues to focus on adopting best practices for its HR policies.

Programmes designed to create a strong thinking body of leaders and cultural ambassadors who will be strategically brought in and engaged with the Company's vision and ambition. Our Company believes in engaging its workforce and grooming them to become leaders of tomorrow. Trust on the people an employee works for, enjoy the people they are working with and take pride in what they do, are the three pillars of a great workplace.

Auxilo Club of Excellence (ACE) is an outstandingly refreshing employee reward program, which is designed to deliver the Company its Shining Stars. Merit Performance, Team Work, Vision, Strategy & Consistency, each of these play an important role in defining the growth path of learning for the employees. Hence, we follow the 3 A's: Always.... ASPIRE TO ACE!!

CONSUMER EXPERIENCE


At Auxilo Finserve Private Limited, customers are at the heart of everything we do, and customer experience is not just restricted to service delivery, but is regarded as a key pillar of business success.

Auxilo customer service desk helps our business resolve incidents, encourage team collaboration, and manage the complete lifecycle of our customer service operations. Through effective communication, our service desk allows us to create a customer-centric culture where customer happiness is the top priority.

OUTLOOK

The outlook of the Company for the year ahead is to drive profitable growth, robust quality assets and continue to focus on its primary products i.e., Education Loan and Education Institution loan to meet the changing customer needs and will leverage





technology to deliver a better customer experience. The Company will continue to emphasize building capabilities in risk and controllership, analytics, underwriting, IT, people, and brand to ensure that the Company achieves sustainable growth and continues to strengthen its position in the education finance industry.

CAUTIONARY STATEMENT

Statements made in this Annual Report may contain certain forward-looking statements, which are tentative, based on various assumptions about the Auxilo Finserve's Private Limited's present and future business strategies and the environment in which we operate. Actual results may differ substantially or materially from those expressed or implied due to risks and uncertainties. These risks and uncertainties include the effect of economic and political conditions in India and internationally, new regulations and Government policies that may impact the Company's businesses as well as the ability to implement its strategies. The information contained herein is as of the date referenced and Auxilo Finserve does not undertake any obligation to update these statements. Auxilo Finserve Private Limited has obtained all market data and other information from sources believed to be reliable or its internal estimates, although its accuracy or completeness cannot be guaranteed. The discussion relating to business-wise financial performance, balance sheet, asset books of Auxilo Finserve, and industry data herein is reclassified/regrouped based on Management estimates and may not directly correspond to published data. In this discussion, for the purpose of consistency and comparability with prior periods, Balance Sheet size and relevant ratios are calculated on the basis of the principal amount of Borrowings. The numbers have also been rounded off in the interest of easier understanding. All numbers are as per IndAS. The company has adopted IndAS from April 01, 2020 and the amount mentioned in the report for the period prior to the date of transition are computed using information available and by applying management judgement and estimates relevant at that point in time in past. The amount mentioned for the period prior to the date of transition are unaudited IndAS amounts. All information in this discussion has been prepared solely by the Company and has not been independently verified by anyone else.



Independent Auditors' Report

To the Members of Auxilo Finserve Private Limited

Report on the Audit of the financial statements

Opinion

1. We have audited the accompanying financial statements of Auxilo Finserve Private Limited ("the Company"), which comprise the Balance Sheet as at March 31, 2022, and the Statement of Profit and Loss (including Other Comprehensive Income), the Statement of Changes in Equity and the Statement of Cash Flows for the year then ended, and notes to the financial statements, including a summary of significant accounting policies and other explanatory information.
2. In our opinion and to the best of our information and according to the explanations given to us, the aforesaid financial statements give the information required by the Companies Act, 2013 ("the Act") in the manner so required and give a true and fair view in conformity with the accounting principles generally accepted in India, of the state of affairs of the Company as at March 31, 2022, and total comprehensive income (comprising of profit and other comprehensive income), changes in equity and its cash flows for the year then ended.

Basis for Opinion

3. We conducted our audit in accordance with the Standards on Auditing (SAs) specified under Section 143(10) of the Act. Our responsibilities under those Standards are further described in the "Auditor's Responsibilities for the Audit of the Financial Statements" section of our report. We are independent of the Company in accordance with the Code of Ethics issued by the Institute of Chartered Accountants of India together with the ethical requirements that are relevant to our audit of the financial statements under the provisions of the Act and the Rules thereunder, and we have fulfilled our other ethical responsibilities in accordance with these requirements and the Code of Ethics. We believe that the audit evidence we have obtained is sufficient and appropriate to provide a basis for our opinion.

Key audit matters

4. Key audit matters are those matters that, in our professional judgment, were of most significance in our audit of the financial statements of the current year. These matters were addressed in the context of our audit of the financial statements as a whole and in forming our opinion thereon, and we do not provide a separate opinion on these matters.

Key audit matter	How our audit addressed the key audit matter
<p>Assessment of the Expected Credit Loss (ECL) provision in respect of Loans given</p> <p>(Refer Note 2.09A (iv) for accounting policy and Note 6 and 40.A for ECL provision)</p> <p>The Company has given loans aggregating to Rs. 76,929.44 lakhs as at March 31, 2022, which are carried at amortised cost and has recognized provision for expected credit losses (ECL) of Rs. 942.16 lakhs against such loans.</p>	<p>We carried out following procedures in respect of ECL provision:</p> <ul style="list-style-type: none">- Understood from the management, the process followed by them and evaluated the design and tested operating effectiveness of controls in respect of loans given by the Company and the ECL provision against the same.

INDEPENDENT AUDITOR'S REPORT

To the Members of Auxilo Finserve Private Limited
Report on audit of the Financial Statements

<p>ECL provision has been determined in accordance with Ind AS 109 'Financial Instruments' and requires exercise of judgement by the management in the following key areas:</p> <ul style="list-style-type: none">- assumptions used in the ECL model such as the financial condition of the counterparty, probability of default, expected future cash flows, expected loss in case of default.- identification of exposures with a significant increase in credit risk from initial recognition of loans. <p>We focussed on this area because of the significance of the balances in the financial statements and involvement of management judgement to assess the amount of provision required.</p>	<ul style="list-style-type: none">- Assessed the Company's accounting policy in respect of loans and ECL provisioning against the same.- Inquired with management their rationale for the significant assumptions used like assessment of financial condition of the counterparty, probability of default, expected future cash flows, expected loss in case of default, which are used in making the assessment of ECL provision.- With the involvement of auditor's expert, assessed the appropriateness of the assumptions and judgement made by management used to calculate ECL provision.- On a sample basis, checked key data inputs used to compute the ECL provision to assess their accuracy and completeness.- On a sample basis, checked the mathematical accuracy of the ECL provision by performing recalculations.- Checked the adequacy of the disclosures in the financial statements. <p>Based on above audit procedures performed, we did not note any significant exceptions to Expected Credit Loss (ECL) provision in respect of financial assets.</p>
--	---

Other Information

5. The Company's Board of Directors is responsible for the other information. The other information comprises the information included in the Director's report, but does not include the financial statements and our auditor's report thereon.

Our opinion on the financial statements does not cover the other information and we do not express any form of assurance conclusion thereon.

In connection with our audit of the financial statements, our responsibility is to read the other information and, in doing so, consider whether the other information is materially inconsistent with the financial statements or our knowledge obtained in the audit or otherwise appears to be materially misstated. If, based on the work we have performed, we conclude that there is no material misstatement of this other information, we are required to report that fact.

We have nothing to report in this regard.

Responsibilities of management and those charged with governance for the financial statements

6. The Company's Board of Directors is responsible for the matters stated in Section 134(5) of the Act with respect to the preparation of these financial statements that give a true and fair view of the financial position, financial performance, changes in equity and cash flows of the Company in accordance with the accounting principles generally accepted in India, including the Accounting Standards specified under Section 133 of the Act. This responsibility also includes maintenance of adequate accounting records in accordance with the provisions of the Act for safeguarding of the

INDEPENDENT AUDITOR'S REPORT

To the Members of Auxilo Finserve Private Limited
Report on audit of the Financial Statements

assets of the Company and for preventing and detecting frauds and other irregularities; selection and application of appropriate accounting policies; making judgments and estimates that are reasonable and prudent; and design, implementation and maintenance of adequate internal financial controls, that were operating effectively for ensuring the accuracy and completeness of the accounting records, relevant to the preparation and presentation of the financial statements that give a true and fair view and are free from material misstatement, whether due to fraud or error.

7. In preparing the financial statements, management is responsible for assessing the Company's ability to continue as a going concern, disclosing, as applicable, matters related to going concern and using the going concern basis of accounting unless management either intends to liquidate the Company or to cease operations, or has no realistic alternative but to do so. Those Board of Directors are also responsible for overseeing the Company's financial reporting process.

Auditor's responsibilities for the audit of the financial statements

8. Our objectives are to obtain reasonable assurance about whether the financial statements as a whole are free from material misstatement, whether due to fraud or error, and to issue an auditor's report that includes our opinion. Reasonable assurance is a high level of assurance but is not a guarantee that an audit conducted in accordance with SAs will always detect a material misstatement when it exists. Misstatements can arise from fraud or error and are considered material if, individually or in the aggregate, they could reasonably be expected to influence the economic decisions of users taken on the basis of these financial statements.

9. As part of an audit in accordance with SAs, we exercise professional judgment and maintain professional scepticism throughout the audit. We also:

- Identify and assess the risks of material misstatement of the financial statements, whether due to fraud or error, design and perform audit procedures responsive to those risks, and obtain audit evidence that is sufficient and appropriate to provide a basis for our opinion. The risk of not detecting a material misstatement resulting from fraud is higher than for one resulting from error, as fraud may involve collusion, forgery, intentional omissions, misrepresentations, or the override of internal control.
- Obtain an understanding of internal control relevant to the audit in order to design audit procedures that are appropriate in the circumstances Under Section 143(3)(i) of the Act, we are also responsible for expressing our opinion on whether the company has adequate internal financial controls with reference to financial statements in place and the operating effectiveness of such controls.
- Evaluate the appropriateness of accounting policies used and the reasonableness of accounting estimates and related disclosures made by management.
- Conclude on the appropriateness of management's use of the going concern basis of accounting and, based on the audit evidence obtained, whether a material uncertainty exists related to events or conditions that may cast significant doubt on the Company's ability to continue as a going concern. If we conclude that a material uncertainty exists, we are required to draw attention in our auditor's report to the related disclosures in the financial statements or, if such disclosures are inadequate, to modify our opinion. Our conclusions are based on the audit evidence obtained up to the date of our auditor's report. However, future events or conditions may cause the Company to cease to continue as a going concern.
- Evaluate the overall presentation, structure and content of the financial statements, including the disclosures, and whether the financial statements represent the underlying transactions and events in a manner that achieves fair presentation.

INDEPENDENT AUDITOR'S REPORT

To the Members of Auxilo Finserve Private Limited
Report on audit of the Financial Statements

10. We communicate with those charged with governance regarding, among other matters, the planned scope and timing of the audit and significant audit findings, including any significant deficiencies in internal control that we identify during our audit.
11. We also provide those charged with governance with a statement that we have complied with relevant ethical requirements regarding independence, and to communicate with them all relationships and other matters that may reasonably be thought to bear on our independence, and where applicable, related safeguards.
12. From the matters communicated with those charged with governance, we determine those matters that were of most significance in the audit of the financial statements of the current period and are therefore the key audit matters. We describe these matters in our auditor's report unless law or regulation precludes public disclosure about the matter or when, in extremely rare circumstances, we determine that a matter should not be communicated in our report because the adverse consequences of doing so would reasonably be expected to outweigh the public interest benefits of such communication.

Report on other legal and regulatory requirements

13. As required by the Companies (Auditor's Report) Order, 2020 ("the Order"), issued by the Central Government of India in terms of sub-section (11) of Section 143 of the Act, we give in the Annexure B a statement on the matters specified in paragraphs 3 and 4 of the Order, to the extent applicable.
14. As required by Section 143(3) of the Act, we report that:
 - (a) We have sought and obtained all the information and explanations which to the best of our knowledge and belief were necessary for the purposes of our audit;
 - (b) In our opinion, proper books of account as required by law have been kept by the Company so far as it appears from our examination of those books;
 - (c) The Balance Sheet, the Statement of Profit and Loss (including other comprehensive income), the Statement of Changes in Equity and the Statement of Cash Flows dealt with by this Report are in agreement with the books of account;
 - (d) In our opinion, the aforesaid financial statements comply with the Accounting Standards specified under Section 133 of the Act;
 - (e) On the basis of the written representations received from the directors as on March 31, 2022 taken on record by the Board of Directors, none of the directors is disqualified as on March 31, 2022 from being appointed as a director in terms of Section 164(2) of the Act;
 - (f) With respect to the adequacy of the internal financial controls with reference to financial statements of the Company and the operating effectiveness of such controls, refer to our separate Report in "Annexure A".
 - (g) With respect to the other matters to be included in the Auditor's Report in accordance with Rule 11 of the Companies (Audit and Auditors) Rules, 2014 (as amended), in our opinion and to the best of our information and according to the explanations given to us:
 - i. The Company has disclosed the impact of pending litigations on its financial position in its financial statements – Refer Note 31 to the financial statements;

INDEPENDENT AUDITOR'S REPORT

To the Members of Auxilo Finserve Private Limited
Report on audit of the Financial Statements

- ii. The Company has made provision, as required under the applicable law or accounting standards, for material foreseeable losses, if any, on long-term contracts including derivative contracts – Refer Note 6 to the financial statements;
 - iii. There were no amounts which were required to be transferred to the Investor Education and Protection Fund by the Company during the year ended March 31, 2022.
 - iv. (a) The management has represented that, to the best of its knowledge and belief, other than as disclosed in the Note 45 to the Financial Statements, no funds have been advanced or loaned or invested either from borrowed funds or share premium or any other sources or kind of funds by the Company to or in any other person(s) or entity(ies), including foreign entities ("Intermediaries"), with the understanding, whether recorded in writing or otherwise, that the Intermediary shall, whether, directly or indirectly, lend or invest in other persons or entities identified in any manner whatsoever by or on behalf of the Company ("Ultimate Beneficiaries") or provide any guarantee, security or the like on behalf of the Ultimate Beneficiaries ;

(b) The management has represented that, to the best of its knowledge and belief, other than as disclosed in the Note 45 to the Financial Statements, no funds have been received by the Company from any person(s) or entity(ies), including foreign entities ("Funding Parties"), with the understanding, whether recorded in writing or otherwise, that the Company shall, whether, directly or indirectly, lend or invest in other persons or entities identified in any manner whatsoever by or on behalf of the Funding Party ("Ultimate Beneficiaries") or provide any guarantee, security or the like on behalf of the Ultimate Beneficiaries ; and

(c) Based on such audit procedures that we considered reasonable and appropriate in the circumstances, nothing has come to our notice that has caused us to believe that the representations under sub-clause (a) and (b) contain any material misstatement.
 - v. The Company has not declared or paid any dividend during the year.
15. The provisions of Section 197 read with Schedule V to the Act are applicable only to public companies. Accordingly, reporting under Section 197(16) of the Act is not applicable to the Company.

For Price Waterhouse Chartered Accountants LLP
Firm Registration Number: 012754N/N500016

Russell I Parera

Partner
Membership Number 042190

UDIN: 22042190AJFSRZ2573
Mumbai
May 19, 2022

Annexure A to Independent Auditors' Report

Referred to in paragraph 14(f) of the Independent Auditors' Report of even date to the members of Auxilo Finserve Private Limited on the financial statements for the year ended March 31, 2022

Report on the Internal Financial Controls with reference to Financial Statements under clause (i) of sub-section 3 of Section 143 of the Act

1. We have audited the internal financial controls with reference to financial statements of Auxilo Finserve Private Limited ("the Company") as of March 31, 2022 in conjunction with our audit of the financial statements of the Company for the year ended on that date.

Management's Responsibility for Internal Financial Controls

2. The Company's management is responsible for establishing and maintaining internal financial controls based on the internal control over financial reporting criteria established by the Company considering the essential components of internal control stated in the Guidance Note on Audit of Internal Financial Controls Over Financial Reporting ("the Guidance Note") issued by the Institute of Chartered Accountants of India ("ICAI"). These responsibilities include the design, implementation and maintenance of adequate internal financial controls that were operating effectively for ensuring the orderly and efficient conduct of its business, including adherence to company's policies, the safeguarding of its assets, the prevention and detection of frauds and errors, the accuracy and completeness of the accounting records, and the timely preparation of reliable financial information, as required under the Act.

Auditor's Responsibility

3. Our responsibility is to express an opinion on the Company's internal financial controls with reference to financial statements based on our audit. We conducted our audit in accordance with the Guidance Note and the Standards on Auditing deemed to be prescribed under Section 143(10) of the Act to the extent applicable to an audit of internal financial controls, both applicable to an audit of internal financial controls and both issued by the ICAI. Those Standards and the Guidance Note require that we comply with ethical requirements and plan and perform the audit to obtain reasonable assurance about whether adequate internal financial controls with reference to financial statements was established and maintained and if such controls operated effectively in all material respects.
4. Our audit involves performing procedures to obtain audit evidence about the adequacy of the internal financial controls system with reference to financial statements and their operating effectiveness. Our audit of internal financial controls with reference to financial statements included obtaining an understanding of internal financial controls with reference to financial statements, assessing the risk that a material weakness exists, and testing and evaluating the design and operating effectiveness of internal control based on the assessed risk. The procedures selected depend on the auditor's judgement, including the assessment of the risks of material misstatement of the financial statements, whether due to fraud or error.
5. We believe that the audit evidence we have obtained is sufficient and appropriate to provide a basis for our audit opinion on the Company's internal financial controls system with reference to financial statements.

Meaning of Internal Financial Controls with reference to financial statements

6. A company's internal financial controls with reference to financial statements is a process designed to provide reasonable assurance regarding the reliability of financial reporting and the preparation of financial statements for external purposes in accordance with generally accepted accounting principles. A company's internal financial controls with reference to financial statements includes those policies and procedures that (1) pertain to the maintenance of records that, in reasonable detail, accurately and fairly reflect the transactions and dispositions of the assets of the company; (2) provide reasonable assurance that transactions are recorded as

Annexure A to Independent Auditors' Report

Referred to in paragraph 14(f) of the Independent Auditors' Report of even date to the members of Auxilo Finserve Private Limited on the financial statements for the year ended March 31, 2022

necessary to permit preparation of financial statements in accordance with generally accepted accounting principles, and that receipts and expenditures of the company are being made only in accordance with authorisations of management and directors of the company; and (3) provide reasonable assurance regarding prevention or timely detection of unauthorised acquisition, use, or disposition of the company's assets that could have a material effect on the financial statements.

Inherent Limitations of Internal Financial Controls with reference to financial statements

7. Because of the inherent limitations of internal financial controls with reference to financial statements, including the possibility of collusion or improper management override of controls, material misstatements due to error or fraud may occur and not be detected. Also, projections of any evaluation of the internal financial controls with reference to financial statements to future periods are subject to the risk that the internal financial controls with reference to financial statements may become inadequate because of changes in conditions, or that the degree of compliance with the policies or procedures may deteriorate.

Opinion

8. In our opinion, the Company has, in all material respects, an adequate internal financial controls system with reference to financial statements and such internal financial controls with reference to financial statements were operating effectively as at March 31, 2022, based on the internal control over financial reporting criteria established by the Company considering the essential components of internal control stated in the Guidance Note issued by ICAI.

For Price Waterhouse Chartered Accountants LLP
Firm Registration Number: 012754N/N500016

Russell I Parera
Partner
Membership Number 042190

UDIN : 22042190AJFSRZ2573
Mumbai
May 19, 2022

Annexure B to Independent Auditors' Report

Referred to in paragraph 13 of the Independent Auditors' Report of even date to the members of Auxilo Finserve Private Limited on the financial statements as of and for the year ended March 31, 2022

- i. (a) (A) The Company is maintaining proper records showing full particulars, including quantitative details and situation, of Property, Plant and Equipment.

(B) The Company is maintaining proper records showing full particulars of Intangible Assets.
- (b) The Property, Plant and Equipment of the Company have been physically verified by the Management during the year and no material discrepancies have been noticed on such verification. In our opinion, the frequency of verification is reasonable.
- (c) The title deed of the immovable property as disclosed in Note 10 to the financial statements, is held in the name of the Company.
- (d) The Company has not revalued its Property, Plant and Equipment (including Right of Use assets) or intangible assets or both during the year. Consequently, the question of our commenting on whether the revaluation is based on the valuation by a Registered Valuer, or specifying the amount of change, if the change is 10% or more in the aggregate of the net carrying value of each class of Property, Plant and Equipment (including Right of Use assets) or intangible assets does not arise.
- (e) Based on the information and explanations furnished to us, no proceedings have been initiated on or are pending against the Company for holding benami property under the Prohibition of Benami Property Transactions Act, 1988 (as amended in 2016) (formerly the Benami Transactions (Prohibition) Act, 1988 (45 of 1988)) and Rules made thereunder, and therefore the question of our commenting on whether the Company has appropriately disclosed the details in its financial statements does not arise.
- ii. (a) The Company is in the business of rendering services and, consequently, does not hold any inventory. Therefore, the provisions of clause 3(ii)(a) of the Order are not applicable to the Company.
- (b) During the year, the Company has been sanctioned working capital limits in excess of Rs. 5 crores, in aggregate, from banks on the basis of security of current assets. The Company has filed quarterly returns or statements with such banks, which are in agreement with the unaudited books of account. (Also refer Note 13 to the Financial Statements)
- iii. (a) The Company's principal business is to give loans and it is registered with Reserve Bank of India (RBI) under section 45-IA as a non-banking financial company. Accordingly, the provisions of clause 3(iii)(a) of the Order are not applicable to the Company.
- (b) Based on our examination and the information and explanations given to us, in respect of the loans, in our opinion, the terms and conditions under which such loans were granted are not prejudicial to the Company's interest. Further, the Company has not made any investments or stood guarantee or provided security to any other parties.

- (c) In respect of the loans, the schedule of repayment of principal and payment of interest has been stipulated by the Company. Considering that the Company is a non-banking financial company engaged in the business of granting loans to students pursuing education and provide infrastructure or working capital loan to educational institutions., the entity-wise details of the amount, due date for payment and extent of delay (that has been suggested in the Guidance Note on CARO 2020 issued by the Institute of Chartered Accountants of India for reporting under this clause) have not been reported because it is not practicable to furnish such details owing to the voluminous nature of data generated in the normal course of the Company's business. Further, except for the instances where there are delays or defaults in repayment of principal and/ or interest and in respect of which the Company has recognised necessary provisions in accordance with the principles of Indian Accounting Standards (Ind AS) and the guidelines issued by the Reserve Bank of India ("RBI") for Income Recognition and Asset Classification (which has been disclosed by the Company in Note 47.21 to the financial statements), the parties are repaying the principal amounts, as stipulated, and are also regular in payment of interest, as applicable.
- (d) In respect of the loans/ advances in nature of loans, the total amount overdue for more than ninety days as at March 31, 2022 is Rs. 1,247.01 lakhs. In such instances, in our opinion, based on information and explanations provided to us, reasonable steps have been taken by the Company for the recovery of the principal amounts and the interest thereon. Refer Note 40.A in the financial statements for details of number of cases and the amount of principal and interest overdue as at March 31, 2022.
- (e) The Company's principal business is to give loans and it is registered with Reserve Bank of India (RBI) under section 45-IA as a non-banking financial company. Accordingly, the provisions of clause 3(iii)(e) of the Order are not applicable to the Company.
- (f) The loans granted during the year had stipulated the scheduled repayment of principal and payment of interest and the same were not repayable on demand. Further, no loans or advances in the nature of loans were granted during the year to Promoters, related parties as defined in clause (76) of section 2 of the Act.
- iv. The Company has not granted any loans or provided any guarantee or security in connection with any loan taken by parties covered under section 185. Therefore, the provisions of section 185 are not applicable to the Company. The Company is registered as Non-Banking Financial Company with the Reserve Bank of India. Therefore, the provisions of Section 186, except subsection (1) of Section 186, of the Act are not applicable to the Company. Further, the Company has not made any investment to the parties covered under Section 186 of the Companies Act, 2013 and accordingly the provisions of Clause 3(iv) of the said Order in respect of Section 186(1) is not applicable.
- v. The Company has not accepted any deposits or amounts which are deemed to be deposits within the meaning of Sections 73, 74, 75 and 76 of the Act and the Rules framed there under to the extent notified. Further, the provisions of sub-section (1) of Section 73 are not applicable to the Company as it is a non-banking financial company registered with RBI, engaged in the business of giving loans.
- vi. The Central Government of India has not specified the maintenance of cost records under sub-section (1) of Section 148 of the Act for any of the products of the Company.

- vii. (a) According to the information and explanations given to us and the records of the Company examined by us, in our opinion, the Company is regular in depositing the undisputed statutory dues, including goods and services tax, provident fund, employees' state insurance, income tax, sales tax, service tax, duty of customs, duty of excise, value added tax, cess, and other material statutory dues, as applicable, with the appropriate authorities.

- (b) According to the information and explanations given to us and the records of the Company examined by us, the particulars of statutory dues referred to in sub-clause (a) as at March 31, 2022 which have not been deposited on account of a dispute, are as follows:

Name of the statute	Nature of dues	Amount (Rs.)	Period to which the amount relates	Forum where the dispute is pending
Income Tax Act, 1961	Demand u/s 156	2.05	AY 2018-19	Assessing Officer (Rectification appeal filed u/s 154 of Income Tax Act, 1961)

- viii. According to the information and explanations given to us and the records of the Company examined by us, there are no transactions in the books of account that has been surrendered or disclosed as income during the year in the tax assessments under the Income Tax Act, 1961, that has not been recorded in the books of account.

- ix. (a) According to the records of the Company examined by us and the information and explanation given to us, the Company has not defaulted in repayment of loans or other borrowings or in the payment of interest to any lender during the year.

- (b) According to the information and explanations given to us and on the basis of our audit procedures, we report that the Company has not been declared Wilful Defaulter by any bank or financial institution or government or any government authority.

- (c) In our opinion, and according to the information and explanations given to us, the term loans have been applied for the purposes for which they were obtained except for the Rs. 6,506.32 lakhs kept as fixed deposits with banks which were pending to be utilised as the term loans were raised at the end of the financial year. (Also refer Note 14.5 to the financial statements)

- (d) According to the information and explanations given to us, and the procedures performed by us, and on an overall examination of the financial statements of the Company, we report that no funds raised on short-term basis have been used for long-term purposes by the Company.

- (e) According to the information and explanations given to us and procedures performed by us, we report that the Company did not have any subsidiaries, joint ventures or associate companies during the year.

- (f) According to the information and explanations given to us and procedures performed by us, we report that the Company did not have any subsidiaries, joint ventures or associate companies during the year.

- x. (a) The Company has not raised any money by way of initial public offer or further public offer (including debt instruments) during the year. Accordingly, the reporting under clause 3(x)(a) of the Order is not applicable to the Company.
- (b) The Company has not made any preferential allotment or private placement of shares or fully or partially or optionally convertible debentures during the year. Accordingly, the reporting under clause 3(x)(b) of the Order is not applicable to the Company.
- (xi) (a) During the course of our examination of the books and records of the Company, carried out in accordance with the generally accepted auditing practices in India, and according to the information and explanations given to us, we have neither come across any instance of material fraud by the Company or on the Company, noticed or reported during the year, nor have we been informed of any such case by the Management.
- (b) During the course of our examination of the books and records of the Company, carried out in accordance with the generally accepted auditing practices in India, and according to the information and explanations given to us, a report under Section 143(12) of the Act, in Form ADT-4, as prescribed under rule 13 of Companies (Audit and Auditors) Rules, 2014 was not required to be filed with the Central Government. Accordingly, the reporting under clause 3(xi)(b) of the Order is not applicable to the Company.
- (c) During the course of our examination of the books and records of the Company carried out in accordance with the generally accepted auditing practices in India, and according to the information and explanations given to us, and as represented to us by the management, no whistle-blower complaints have been received during the year by the Company. Accordingly, the reporting under clause 3(xi)(c) of the Order is not applicable to the Company.
- xii. As the Company is not a Nidhi Company and the Nidhi Rules, 2014 are not applicable to it, the reporting under clause 3(xii) of the Order is not applicable to the Company.
- xiii. The Company has not entered into transactions with related parties during the year under section 177 and 188 of the Act. Accordingly, the reporting under clause 3(xiii) of the Order to this extent is not applicable to the Company. However, as per Indian Accounting Standard (Ind AS) 24, Related Party Disclosures specified under Section 133 of the Act, details in respect of other related parties have been disclosed in the financial statements.
- (xiv) (a) In our opinion and according to the information and explanation given to us, the Company has an internal audit system commensurate with the size and nature of its business.
- (b) The reports of the Internal Auditor for the period under audit have been considered by us.
- xv. The Company has not entered into any non-cash transactions with its directors or persons connected with him. Accordingly, the reporting on compliance with the provisions of Section 192 of the Act under clause 3(xv) of the Order is not applicable to the Company.
- xvi. (a) The Company is required to and has been registered under Section 45-IA of the Reserve Bank of India Act, 1934 as a Non-Banking Financial Institution.
- (b) The Company has conducted non-banking financial activities during the year and the Company holds a valid Certificate of Registration from the Reserve Bank of India as per the Reserve Bank of India Act, 1934.
- (c) The Company is not a Core Investment Company (CIC) as defined in the regulations made by the Reserve Bank of India. Accordingly, the reporting under clause 3(xvi)(c) of the Order is not applicable to the Company.

- (d) Based on the information and explanations provided by the management of the Company, the Group does not have any CICs, which are part of the Group. We have not, however, separately evaluated whether the information provided by the management is accurate and complete. Accordingly, the reporting under clause 3(xvi)(d) of the Order is not applicable to the Company.
- (xvii) The Company has not incurred any cash losses in the financial year or in the immediately preceding financial year
- (xviii) There has been no resignation of the statutory auditors during the year and accordingly the reporting under clause (xviii) is not applicable.
- (xix) According to the information and explanations given to us and on the basis of the financial ratios (Also refer Note 40.B to the financial statements), ageing and expected dates of realisation of financial assets and payment of financial liabilities, other information accompanying the financial statements, our knowledge of the Board of Directors and management plans and based on our examination of the evidence supporting the assumptions, nothing has come to our attention, which causes us to believe that any material uncertainty exists as on the date of the audit report that Company is not capable of meeting its liabilities existing at the date of balance sheet as and when they fall due within a period of one year from the balance sheet date. We, however, state that this is not an assurance as to the future viability of the Company. We further state that our reporting is based on the facts up to the date of the audit report and we neither give any guarantee nor any assurance that all liabilities falling due within a period of one year from the balance sheet date will get discharged by the Company as and when they fall due.
- (xx) As at balance sheet date, the Company does not have any amount remaining unspent under Section 135(5) of the Act. Accordingly, reporting under clause 3(xx) of the Order is not applicable.
- (xxi) The reporting under clause 3(xxi) of the Order is not applicable in respect of audit of Financial Statements. Accordingly, no comment in respect of the said clause has been included in this report.

For Price Waterhouse Chartered Accountants LLP
Firm Registration Number: 012754N/N500016

Russell I Parera
Partner
Membership Number 042190

UDIN: 22042190AJFSRZ2573
Mumbai
May 19, 2022

Auxilo Finserve Private Limited
Balance Sheet as at March 31, 2022

(Currency : Indian Rupees in lakhs)

	Note No.	As at March 31, 2022	As at March 31, 2021
ASSETS			
(I) Financial Assets			
(a) Cash and cash equivalents	3	8,413.10	12,894.34
(b) Bank balances other than cash and cash equivalents	4	665.80	125.05
(c) Receivables			
Trade receivables	5	31.02	41.25
(d) Loans	6	75,987.28	52,987.58
(e) Other financial assets	7	90.59	79.23
		85,187.79	66,127.45
(II) Non Financial Assets			
(a) Current tax assets (net)	8	65.43	97.55
(b) Deferred tax assets (net)	9	305.48	128.05
(c) Property, plant and equipment	10	105.38	123.59
(d) Right-of-use assets	10	212.74	244.11
(e) Intangible assets under development	11	123.23	-
(f) Intangible assets	10	88.33	93.43
(g) Other non financial assets	12	189.62	138.73
		1,090.21	825.46
Total Assets		86,278.00	66,952.91
LIABILITIES AND EQUITY			
LIABILITIES			
(I) Financial Liabilities			
(a) Trade payables			
i) total outstanding dues of micro enterprises and small enterprises		-	-
ii) total outstanding dues of creditors other than micro enterprises and small enterprises		-	-
(b) Debt securities	13	13,866.39	11,933.40
(c) Borrowings (Other than debt securities)	14	31,803.39	16,608.82
(d) Lease liabilities	29	231.38	267.61
(e) Other financial liabilities	15	1,168.03	763.59
		47,069.19	29,573.42
(II) Non-Financial Liabilities			
(a) Provisions	16	126.96	77.91
(b) Other non-financial liabilities	17	178.24	48.60
		305.20	126.51
EQUITY			
(a) Equity share capital	18	34,944.50	34,406.22
(b) Other equity	19	3,959.11	2,846.76
		38,903.61	37,252.98
Total Liabilities and Equity		86,278.00	66,952.91

Significant Accounting Policies

The accompanying notes are an integral part of the financial statements.

1 & 2

This is the Balance Sheet referred in our report of even date.

For Price Waterhouse Chartered Accountants LLP
Firm Registration No.: 012754N/N500016

For and on behalf of the Board of Directors
Auxilo Finserve Private Limited

Russell I Parera
Partner
Membership No. - 042190

Manish Chokhani
Director
DIN - 00204011

Neeraj Saxena
MD & CEO
DIN - 07951705

Harsha Saksena
Chief Financial Officer

Mumbai
May 19, 2022

Mumbai
May 19, 2022

Auxilo Finserve Private Limited
Statement of Profit and Loss for the year ended March 31, 2022

(Currency : Indian Rupees in lakhs)

Particulars	Note No.	For the year ended March 31, 2022	For the year ended March 31, 2021
(I) Revenue from operations			
(a) Interest income	20	8,476.53	7,360.17
(b) Fee and commission income	21	103.99	33.22
(c) Net gain on fair value change	22	138.71	116.52
Total revenue from operations		8,719.23	7,509.91
(II) Other income	23	542.70	59.20
Total income		9,261.93	7,569.11
(III) Expenses			
(a) Finance costs	24	3,313.30	3,263.89
(b) Impairment on financial assets	25	527.16	78.87
(c) Employee benefits expenses	26	2,592.84	1,912.92
(d) Depreciation and amortization	10	280.41	266.83
(e) Others expenses	27	1,043.52	727.32
Total expenses		7,757.23	6,249.83
(IV) Profit before tax for the year (I + II - III)		1,504.70	1,319.28
(V) Tax Expense :	28		
(a) Current tax		431.01	330.90
(b) Short / (Excess) provision for earlier years		(5.67)	(35.44)
(c) Deferred tax		(177.43)	61.59
		247.91	357.05
(VI) Net profit after tax for the year (IV - V)		1,256.79	962.23
(VII) Other Comprehensive Income			
(a) Items that will not be reclassified to profit and loss			
(i) Remeasurement gains and (losses) on defined benefit obligations		(18.62)	0.02
(ii) Income tax relating to items that will not be reclassified to profit and loss		4.69	(0.01)
Total (a)		(13.93)	0.01
(b) Items that will be reclassified to profit and loss		-	-
Total (b)		-	-
Other Comprehensive income (a+b)		(13.93)	0.01
(VIII) Total Comprehensive Income for the year (VI + VII)		1,242.86	962.24
(IX) Earnings per equity share in Rupees - Not Annualised (Face value INR 10 each)			
Basic	30	0.36	0.28
Diluted	30	0.36	0.28

Significant Accounting Policies

1 & 2

The accompanying notes are an integral part of the financial statements.

This is Statement of Profit and Loss referred in our report of even date.

For Price Waterhouse Chartered Accountants LLP
Firm Registration No.: 012754N/N500016

For and on behalf of the Board of Directors
Auxilo Finserve Private Limited

Russell I Parera
Partner
Membership No. - 042190

Manish Chokhani
Director
DIN - 00204011

Neeraj Saxena
MD & CEO
DIN - 07951705

Harsha Saksena
Chief Financial Officer

Mumbai
May 19, 2022

Mumbai
May 19, 2022

Auxilo Finserve Private Limited
Statement of changes in equity As at March 31, 2022
(Currency : Indian Rupees in lakhs)

A. Equity Share Capital

Particulars	As at March 31, 2022		As at March 31, 2021	
	Number of Shares	Amount	Number of Shares	Amount
Issued, subscribed and fully paid up equity shares outstanding at the beginning of the year	34,40,62,153	34,406.22	34,40,62,153	34,406.22
Add/less: Changes in equity share capital due to prior period errors	-	-	-	-
Restated balance at the beginning of the current reporting year	34,40,62,153	34,406.22	34,40,62,153	34,406.22
Add: Changes in equity share capital during the year	53,82,834	538.28	-	-
Issued, subscribed and fully paid up equity shares outstanding at the end of the year	34,94,44,987	34,944.50	34,40,62,153	34,406.22

B. Other Equity

Particulars	Other Equity					Total Other Equity
	Equity component of compound financial instrument	Reserves and Surplus				
		Securities premium	Statutory reserve	Employee stock options	Retained Earnings	
Balance As at March 31, 2020	8.00	2,203.11	198.87	372.24	(1,302.73)	1,479.49
Changes in accounting policy/prior period errors	-	-	-	-	-	-
Restated Balance As at March 31, 2020	8.00	2,203.11	198.87	372.24	(1,302.73)	1,479.49
Profit for the year	-	-	-	-	962.23	962.23
Other comprehensive income for the year	-	-	-	-	0.01	0.01
Money called up and paid on OCPS	264.27	-	-	-	-	264.27
Transfer (from) / to	-	-	192.45	-	(192.45)	-
Employee share options	-	-	-	140.76	-	140.76
Balance As at March 31, 2021	272.27	2,203.11	391.32	513.00	(532.94)	2,846.76
Changes in accounting policy/prior period errors	-	-	-	-	-	-
Restated Balance As at March 31, 2021	272.27	2,203.11	391.32	513.00	(532.94)	2,846.76
Profit for the year	-	-	-	-	1,256.79	1,256.79
Other comprehensive income for the year	-	-	-	-	(13.93)	(13.93)
Money called up and paid on OCPS	264.00	-	-	-	-	264.00
Converted to Equity Shares	(533.34)	-	-	-	-	(533.34)
Transfer (from) / to	-	-	248.57	(203.29)	(45.28)	-
Employee share options	-	-	-	138.83	-	138.83
Balance As at March 31, 2022	2.93	2,203.11	639.89	448.54	664.64	3,959.11

Significant Accounting Policies - Refer Note 1 & 2

This is the Statement of changes in equity referred in our report of even date.

For Price Waterhouse Chartered Accountants LLP
Firm Registration No.: 012754N/N500016

For and on behalf of the Board of Directors
Auxilo Finserve Private Limited

Russell I Parera
Partner
Membership No. - 042190

Manish Chokhani
Director
DIN - 00204011

Neeraj Saxena
MD & CEO
DIN - 07951705

Harsha Saksena
Chief Financial Officer

Mumbai
May 19, 2022

Mumbai
May 19, 2022

Auxilo Finserve Private Limited
Statement of cash flows for the year ended March 31, 2022

(Currency : Indian Rupees in lakhs)

Particulars	For the year ended March 31, 2022	For the year ended March 31, 2021
A Cash flow from operating activities		
Profit before tax	1,504.70	1,319.28
Adjustments for		
Depreciation and amortisation	280.41	266.83
Interest adjustments lease liabilities	26.39	27.55
Interest Expense	3,232.48	3,179.38
Interest Paid	(2,913.47)	(2,305.75)
Impairment on financial assets	527.16	78.87
Net gain on sale on current investments measured at fair value through profit and loss	(138.71)	(116.52)
Profit or Loss on sale of fixed assets	0.99	-
Provision for Compensated absences	11.72	17.35
Provision for Gratuity	23.40	16.16
Interest expense on security deposit	5.20	5.04
Unwinding of discount on security deposits	(5.76)	(4.43)
Employees stock option provision	138.83	140.76
Operating cash flow before working capital changes	2,693.34	2,624.52
<i>Add / (Less): Adjustments for working capital changes</i>		
(Increase)/ Decrease in Trade Receivables	10.18	29.12
(Increase)/ Decrease in Loans	(23,526.84)	(4,407.60)
(Increase)/ Decrease in Other Financial Assets	(10.78)	(9.97)
(Increase)/ Decrease in Other non financial assets	(50.89)	(37.58)
(Increase)/ Decrease in Other Bank balances	(540.74)	(7.01)
(Increase)/ Decrease in Right-of-use assets	(132.12)	(83.56)
Increase/ (Decrease) in Lease Liabilities	126.33	71.93
Increase/ (Decrease) in Payables	-	(0.34)
Increase/ (Decrease) in ECL on Cash and cash equivalents	(0.25)	(0.11)
Increase/ (Decrease) in Other financial liabilities	404.44	(91.30)
Increase/ (Decrease) in Other non-financial liabilities	129.64	(42.35)
Cash used in operations	(20,897.69)	(1,954.25)
Income taxes paid (Net of Refunds Received)	(393.22)	(334.32)
Net cash used in operating activities -A	(21,290.91)	(2,288.57)
B Cash flow from investing activities		
Purchase of property, plant and equipment, intangible assets (including asset under development)	(219.39)	(55.56)
Sale of property, plant and equipment	1.55	-
Purchase of investments	(33,125.00)	(14,525.00)
Proceeds from sale of investments	33,263.71	14,641.52
Net cash generated from / (used in) investing activities - B	(79.13)	60.96
C Cash flow from financing activities		
Proceeds from call money on OCPs	264.00	264.27
Proceeds from issue of equity shares	4.95	-
Payment towards leases	(188.95)	(162.14)
Proceeds from issue of debt securities	3,300.00	11,628.06
Repayment of debt securities	(1,537.16)	(2,916.67)
Proceeds from borrowings (other than Debt securities)	23,300.00	1,969.94
Repayment of borrowings (other than Debt securities)	(8,254.29)	(7,947.75)
Net cash generated from financing activities - C	16,888.55	2,835.71
Net increase / (Decrease) in cash and cash equivalents (A+B+C)	(4,481.49)	608.10
Cash and cash equivalent as at the beginning of the year	12,894.66	12,286.56
Cash and cash equivalent as at the end of the year	8,413.17	12,894.66

Auxilo Finserve Private Limited
Statement of cash flows for the year ended March 31, 2022

(Currency : Indian Rupees in lakhs)

Notes:

i) **Reconciliation of cash and cash equivalents as per the statement of cash flow**

Particulars	March 31, 2022	March 31, 2021
Cash and Cash Equivalents as per above comprise of the following		
- In Current accounts	906.85	585.69
- In Fixed deposits	7,506.32	12,308.97
- Bank Overdraft	-	-
Balances as per statement of cash flow	8,413.17	12,894.66

ii) The above Statement of Cash Flows has been prepared under the indirect method as set out in Indian Accounting Standard - 7 " Statement of Cash flows".

iii) The cash and cash equivalent as shown in balance sheet is net of impairment allowance of INR 0.07 lakhs (Previous year INR 0.32 lakhs).

iv) For Net debt reconciliation refer note - 43.

Significant Accounting Policies

1 & 2

The accompanying notes are an integral part of the financial statements.

This is Statement of Cash Flow referred in our report of even date.

For Price Waterhouse Chartered Accountants LLP
Firm Registration No.: 012754N/N500016

For and on behalf of the Board of Directors
Auxilo Finserve Private Limited

Russell I Parera
Partner
Membership No. - 042190

Manish Chokhani
Director
DIN - 00204011

Neeraj Saxena
MD & CEO
DIN - 07951705

Harsha Saksena
Chief Financial Officer

Mumbai
May 19, 2022

Mumbai
May 19, 2022

Auxilo Finserve Private Limited

Notes to the financial statements for the year ended March 31, 2022

(Currency : Indian Rupees in lakhs)

1. Corporate Information

Auxilo Finserve Private Limited (the 'Company') is a Systemically Important Non-Deposit Accepting NBFC registered with Reserve Bank of India (RBI). The Company has been incorporated on October 04, 2016. The Company received NBFC license from the Reserve Bank of India (RBI) on May 03, 2017.

The main objective of the Company is to originate, provide and service loans to students pursuing education and provide ancillary services in relation to the said business activity and provide infrastructure or working capital loan to educational institutions. The Company's debt securities are listed on BSE.

The financial statements of the Company for the year ended March 31, 2022 were approved for issue in accordance with the resolution of the Board of Directors on May 19, 2022.

2 Basis of preparation and summary of significant accounting policies

A Basis of preparation of financial statements

2.01 Statement of compliance with Indian Accounting Standards (Ind AS)

The financial statements of the Company have been prepared in accordance with Indian Accounting Standards (Ind AS) notified under the Companies (Indian Accounting Standards) Rules, 2015 as amended from time to time and other related provision of Act. Effective April 01, 2020, the Company had adopted all the Ind AS and the adoption was carried out in accordance with Ind AS 101, First-time Adoption of Indian Accounting Standards, with April 01, 2019 as the transition date to Ind AS.

The financial statements have been prepared on accrual and going concern basis. The accounting policies are applied consistently to all the financial years presented in the financial statements, These financial statements were authorized for issue by the Company's Board of Directors on May 19, 2022.

2.02 Basis of preparation

The financial statement comprises of statement of financial position as at March 31, 2022, statement of profit and loss, statement of changes in equity and statement of cash flow for the year then ended and related explanatory notes. The Company has prepared these financial statements to comply in all material respects with the Indian Accounting Standards notified under Section 133 of the Companies Act, 2013 ("the Act") [Companies (Indian Accounting Standards) Rules, 2015] and other relevant provisions of the Act.

The Company has assessed its liquidity position and its possible sources of funds. The Board of Directors of the Company are confident of the Company's ability to meet its obligations as and when they arise in the next twelve months from the date of these financial statements. Accordingly, these financial statements have been prepared on a going concern basis.

2.03 Basis of measurement

The financial statements have been prepared on an accrual basis under the historical cost convention as modified by the application of fair value measurements required or allowed by the relevant standards under Ind AS.

Historical cost is generally the amount of cash or cash equivalents paid or the fair value of the consideration given in exchange for goods and services.

The financial statements have been prepared on a historical cost basis except for:

- Certain financial assets and liabilities - measured at fair value
- Defined benefit plans (Employee benefit provisions) - measured at fair value.

(Currency : Indian Rupees in lakhs)

2.04 Use of estimates and judgements

The preparation of financial statements in conformity with Ind-AS requires management to make estimates, judgements and assumptions that affect the application of accounting policies and the reported amounts of assets and liabilities (including contingent liabilities) and disclosures as of the date of the financial statements and the reported amounts of revenues and expenses for the reporting period. Actual results could differ from these estimates. Accounting estimates and underlying assumptions are reviewed on an ongoing basis and could change from period to period. Appropriate changes in estimates are recognised in the periods in which the Company becomes aware of the changes in circumstances surrounding the estimates. Any revisions to accounting estimates are recognised prospectively in the period in which the estimate is revised and future periods. The estimates and judgements that have significant impact on the carrying amount of assets and liabilities at each balance sheet date listed here in below under critical accounting estimates and judgements.

2.05 Critical Accounting Estimates and Judgements

The preparation of the financial statements requires the use of accounting estimates, which, by definition would seldom equal the actual results. Management also needs to exercise judgement and make certain assumptions in applying the Company's accounting policies and preparation of financial statements.

The use of such estimates, judgements and assumptions affect the reported amounts of revenue, expenses, assets and liabilities including the accompanying disclosures and the disclosure of contingent liabilities. Uncertainty about these assumptions and estimates could result in outcomes that require a material adjustment to the carrying amount of assets or liabilities affected in the future periods.

Estimates and judgements are continuously evaluated. They are based on historical experience and other factors including expectations of future events that may have a financial impact on the Company and that are believed to be reasonable under the circumstances.

Information about critical judgements in applying accounting policies, as well as estimates and assumptions that have the most significant risk of causing a material adjustment to the carrying amounts of assets and liabilities within the next financial year, are included in the following notes:

A. Measurement of impairment of loans and advances

Judgement is required by management in the estimation of the amount and timing of future cash flows when determining an impairment loss for loans and advances. In estimating these cash flows, the Company makes judgements about the borrower's financial situation and the net realisable value of collateral, if any. These estimates are based on assumptions about a number of factors including forward looking information and actual results may differ, resulting in future changes to the impairment allowance.

B. Measurement of defined benefit obligations

The cost of the defined benefit gratuity plan and the present value of the gratuity obligation are determined using actuarial valuations. An actuarial valuation involves making various assumptions that may differ from actual developments in the future. These include the determination of the discount rate, future salary increases and mortality rates. Due to the complexities involved in the valuation and its long-term nature, a defined benefit obligation is highly sensitive to changes in these assumptions. All assumptions are reviewed at each financial year end.

The parameter most subject to change is the discount rate. In determining the appropriate discount rate for plans, the actuary considers the interest rates of government bonds.

The mortality rate is based on publicly available mortality tables. Those mortality tables tend to change only at interval in response to demographic changes. Future salary increases and gratuity increases are based on expected future inflation rates.

C. Useful lives of property, plant and equipment and intangible assets

The Company reviews the estimated useful lives of property, plant and equipment and intangible assets at the end of each reporting period or even earlier in case, circumstances change such that the amount recorded value of an asset may not be recoverable.

D. Fair value of financial instrument

The fair value of financial instrument is the price that would be received to sell an asset or paid to transfer a liability in an orderly transaction in the principal (or most advantageous) market at the measurement date under current market conditions (i.e. an exit price) regardless of whether that price is directly observable or estimated using another valuation technique. When the fair values of financial assets and financial liabilities recorded in the balance sheet cannot be derived from active markets, they are determined using a variety of valuation techniques that include the use of valuation models. The inputs to these models are taken from observable markets where possible, but where this is not feasible, estimation is required in establishing fair values. Judgements and estimates include considerations of liquidity and model inputs related to items such as credit risk (both own and counterparty), funding value adjustments, correlation and volatility. For further details about determination of fair value please see Note - 39

E. Business model assessment

Classification and measurement of financial asset depends upon the results of the solely payment of principal and interest (SPPI) and the business model test. The Company determines the business model at a level that reflects how groups of financial asset are managed together to achieve a particular business objective. This assessment includes judgement reflecting all relevant evidence including how the performance of the asset is evaluated and their performance measured, the risks that affect the performance of the assets and how these are managed and how the managers of the assets are compensated. The Company monitors financial assets measured at amortised or fair value through other comprehensive income that are derecognised prior to their maturity to understand the reason for their disposal and whether the reasons are consistent with the objective of the business for which the asset was held.

F. Provisions

Provisions are recognised when the Company has a present obligation (legal or constructive) as a result of a past event, it is probable that an outflow of resources embodying economic benefits will be required to settle the obligation and a reliable estimate can be made of the amount of the obligation.

The amount recognized as a provision is the best estimate of the consideration required to settle the present obligation as at the balance sheet date, taking into account the risks and uncertainties surrounding the obligation.

G. Contingent liabilities

Contingent liabilities are possible obligations whose existence will be confirmed only by uncertain future events or present obligations where the transfer of economic benefits is not probable or cannot be reliably measured. Contingent liabilities are disclosed unless the possibility of an outflow of resources embodying economic benefit is remote.

H. Employee Benefits

i) Short-term employee benefits

Short-term employee benefits in respect of salaries and wages, including non-monetary benefits are recognised as an expense at the undiscounted amount in the Statement of profit and loss for the year in which the related service is rendered.

ii) Defined Contribution Plan

The Company's contribution paid/payable during the year towards Provident and other funds is charged to the Statement of profit and loss in the year in which employee renders the related service.

iii) Defined Benefit Plan

The Company has an obligation towards gratuity, a non funded defined benefit plan covering eligible employees. Vesting for gratuity occurs upon completion of five years of service.

Details of the unfunded defined benefit plans for its employees are given in note 37B which is as certified by the actuary using projected unit credit method.

iv) Compensated Absences

The employees of the Company are entitled to compensated absences which are both accumulating and non-accumulating in nature. The expected cost of accumulating compensated absences is determined by actuarial valuation using projected unit credit method for the unused entitlement that has accumulated as at the balance sheet date.

I. Effective interest rate

The effective interest rate is the rate that discounts estimated future cash payments or receipts through the expected life of the financial asset or financial liability to the gross carrying amount of a financial (i.e. its amortised cost before any impairment allowance) or to the amortised cost of a financial liability. This estimation, by nature, requires an element of judgement regarding the expected behaviour and life-cycle of the instruments and other fee income/expense that are integral parts of the instrument.

2.06 Presentation of financial statements

The Balance Sheet and the Statement of profit and loss are prepared and presented in the format prescribed in the Division III to Schedule III to the Companies Act, 2013 ("the Act") applicable for Non- Banking Finance Companies ("NBFC") including amendment made by MCA from time to time. The Statement of Cash Flows has been prepared and presented as per the requirements of Ind AS 7 "Statement of Cash Flows". The disclosure requirements with respect to items in the Balance Sheet and Statement of Profit and Loss, as prescribed in the Schedule III to the Act including amendments made thereunder, are presented by way of notes forming part of the financial statements along with the other notes required to be disclosed under the notified Ind AS, RBI and the SEBI (Listing Obligations and Disclosure Requirements) Regulations, 2015 as amended from time to time.

2.07 Functional Currency

Amounts in the financial statements are presented in Indian Rupees in lakhs rounded off to nearest Rupee as permitted by Schedule III to the Companies Act, 2013. Per share data are presented in Indian Rupee to two decimal places.

2.08 COVID-19 business impact assessment

COVID-19 pandemic has had an extraordinary impact on macroeconomic conditions in India and around the world during the previous financial year. The impact of COVID-19, including changes in customer behaviour and pandemic fears, as well as restrictions on business and individual activities, had led to volatility in global and Indian financial markets and a decrease in global and local economic activities. The revival of economic activity has since improved supported by relaxation of restrictions due to administration of the COVID vaccines to a large population in the country. The extent to which any new wave of COVID 19 pandemic will impact the Company's results will depend on ongoing developments, including, among other things, any new information concerning the severity of the COVID-19 pandemic, and any action to contain its spread or mitigate its impact whether government-mandated or elected by us.

The Company holds adequate impairment allowance as at March 31, 2022 against potential impact of COVID-19 based on the information available at this point in time. The impairment allowance held by the Company is in excess of the RBI prescribed norms. Based on the internal assessment undertaken, the Company believes it has sufficient liquidity to honour its liabilities due over the next 12 months.

2.09 Financial Instruments

Financial assets and financial liabilities are recognised in the balance sheet when the Company becomes a party to the contractual provisions of the instrument. The Company determines the classification of its financial assets and financial liabilities at initial recognition based on its nature and characteristics.

2.09.A Financial assets

i) Initial recognition and measurement

All financial assets are recognised initially at fair value plus, in the case of financial assets not recorded at fair value through profit and loss, transaction costs that are attributable to the acquisition of the financial asset.

The financial assets include investments in mutual funds, trade and other receivables, loans and advances and cash and bank balances.

ii) Subsequent measurement

For the purpose of subsequent measurement, financial assets are classified in the following categories:

- At amortised cost, and
- At fair value through other comprehensive income (FVOCI), and
- At fair value through profit and loss (FVTPL).

Debt instruments at amortised cost

A 'debt instrument' is measured at the amortised cost if both the following conditions are met:

- The asset is held within a business model whose objective is to hold the asset for collecting contractual cash flows, and
- Contractual terms of the asset give rise on specified dates to cash flows that are solely payments of principal and interest on the principal amount outstanding.

Financial Assets at Amortised Cost

Financial assets at amortised cost include loans receivable, and other financial assets that are held with the objective of collecting contractual cash flows. After initial measurement, such financial assets are subsequently measured at amortised cost using the effective interest rate (EIR) method. Amortised cost is calculated by taking into account any discount or premium on acquisition and fees or costs that are an integral part of the effective interest rate (EIR). The effective interest rate (EIR) amortisation is included in interest income in the Statement of Profit and Loss.

Fair value through other comprehensive income (FVOCI)

Financial assets that are held for collection of contractual cash flows and for selling the financial assets, where the assets' cash flows represent solely payments of principal and interest, are measured at FVOCI. Movements in the carrying amount are taken through other comprehensive income ("OCI"), except for the recognition of impairment gains or losses, interest revenue and foreign exchange gains and losses which are recognised in Statement of Profit and Loss. When the financial asset is derecognised, the cumulative gain or loss previously recognised in OCI is reclassified from equity to the Statement of profit and loss and recognised in other gains/(losses) (net). Interest income from these financial assets is included in other income using the effective interest rate (EIR) method.

(Currency : Indian Rupees in lakhs)

Fair value through Profit and Loss (FVTPL)

Financial assets that do not meet the criteria for amortised cost or FVOCI are measured at fair value through profit and loss ('FVTPL').

iii) Reclassifications

Financial assets are not reclassified subsequent to their initial recognition, except in the period in which the Company changes its business model for managing financial assets.

iv) Impairment

The provision for credit risks, which is recognized in accordance with the expected credit loss (ECL) method specified by Ind AS 109 and in accordance with uniform standards applied, encompasses all financial assets measured at amortised cost. The calculation of the provision for credit risks generally takes into account the exposure at default, the probability of default and the loss given default.

Financial assets are subject to credit risks, which are taken into account by recognising the amount of the expected loss; such allowances are recognised for both financial assets with objective evidence of impairment and non-impaired financial assets.

The general approach is used for financial assets measured at amortised cost on initial recognition. Financial assets are broken down into three stages in the general approach.

Stage 1 consists of financial assets that are being recognised for the first time or that have not demonstrated any significant increase in credit risk since initial recognition. In this stage, the model requires the calculation of an expected credit loss for the next twelve months.

Stage 2 consists of financial assets for which there is a significant increase in credit risk. Financial assets demonstrating objective indications of impairment are allocated to stage-3. In stage 2 and 3, an expected credit loss is calculated for the entire remaining maturity of the asset.

In making this assessment, the Company considers both quantitative and qualitative information that is reasonable and supportable, including historical experience that is available without undue cost or effort.

The Company assumes that the credit risk on a financial asset has increased significantly if it is:

- 1) More than 30 days past due
- 2) Fall in CIBIL scores more than a certain threshold (Applicable for Education Loans)

The Company considers a financial asset to be in default when :

- the borrower is unlikely to pay its credit obligations to the Company in full, without recourse by the Company to actions such as realising security (if any is held); or
- the financial asset is 90 days or more past due read along with extant RBI Guidelines .

Both historical information, such as average historical default probabilities for each portfolio, and forward-looking information is used to determine the measurement parameters for calculating the provision for credit risks.

Impairment arises in a number of situations, such as delayed payment over a certain period, the initiation of enforcement measures, the threat of insolvency or over indebtedness, application for or the initiation of insolvency proceedings, or the failure of restructuring measures.

Reviews are regularly carried out to ensure that the allowances are appropriate. Uncollectible loans or receivables that are already subject to a workout process and for which all collateral has been recovered and all further options for recovering the loan or receivable have been exhausted are written off directly. Any valuation allowances previously recognised are utilised. Income subsequently collected in connection with loans or receivables already written off is recognised in statement of profit and loss.

Loans and receivables are reported in the balance sheet at the net off ECL provision. The provision for credit risks relating to off-balance sheet irrevocable credit commitments is recognised as ECL provision and net off from loans.

v) Write - offs

Financial assets are written off either partially or in their entirety when the Company has no reasonable expectations of recovery. This is generally the case when the Company determines that the borrower does not have assets or sources of income that could generate sufficient cash flows to repay the amounts. If the amount to be written off is greater than the accumulated loss allowance, the difference is first treated as an addition to the allowance that is then applied against the gross carrying amount. Any subsequent recoveries are credited to impairment of financial instruments in the Statement of profit and loss. However, financial assets that are written off may be subject to enforcement activities to comply with the Company's procedures for recovery of amounts due.

2.09.B Financial liabilities

i) Initial recognition and measurement

All financial liabilities are recognised initially at fair value and, in the case of financial liabilities classified at amortised cost, net of directly attributable transaction costs. The financial liabilities include trade and other payables and loans and borrowings etc.

ii) Subsequent measurement

For the purpose of subsequent measurement, financial liabilities are classified as Financial liabilities at amortised cost.

Financial liabilities at amortised cost

After initial recognition, financial liabilities are subsequently measured at amortised cost using the effective interest rate (EIR) method. Gains and losses are recognised in statement of profit and loss when the liabilities are derecognised as well as through the effective interest rate (EIR) amortisation process.

Amortised cost is calculated by taking into account any discount or premium on acquisition and fees or costs that are an integral part of the effective interest rate (EIR). The effective interest rate (EIR) amortisation is included as finance costs in the Statement of Profit and Loss.

2.09.C De-recognition

A financial asset (or, where applicable, a part of a financial asset or part of a group of similar financial assets) is primarily derecognised when;

- The rights to receive cash flows from the asset have expired; or
- the Company has transferred its rights to receive cash flows from the asset or has assumed an obligation to pay the received cash flows in full without material delay to a third party under as 'pass-through' arrangement; and either (a) the Company has transferred substantially all the risks and rewards of the asset; or (b) the Company has neither transferred nor retained substantially all the risks and rewards of the asset, but has transferred control of the asset.

When the Company has transferred its right to receive cash flows from an asset or has entered into a pass-through arrangement, it evaluates if and to what extent it has retained the risks and rewards of ownership. When it has neither transferred nor retained substantially all of the risks and rewards of the asset, nor transferred control of the asset, the Company continues to recognise the transferred asset to the extent of the Company's continuing involvement. In that case, the Company also recognises an associated liability. The transferred asset and the associated liability are measured on a basis that reflects the rights and obligations that the Company has retained.

Continuing involvement that takes the form of a guarantee over the transferred asset is measured at the lower of the original carrying amount of the asset and the maximum amount of consideration that the Company could be required to repay.

Auxilo Finserve Private Limited**Notes to the financial statements for the year ended March 31, 2022**

(Currency : Indian Rupees in lakhs)

On derecognition of a financial asset, the difference between the carrying amount of the asset (or the carrying amount allocated to the portion of the asset derecognised) and the sum of (i) the consideration received (including any new asset obtained less any new liability assumed) and (ii) any cumulative gain or loss that had been recognised in OCI is recognised in Statement of profit and loss.

The Company derecognises a financial liability when its contractual obligations are discharged or cancelled or expire.

2.09.D Offsetting of financial instruments

Financial assets and financial liabilities including derivative instruments are offset and the net amount is reported in the Balance sheet, if there is currently enforceable legal right to offset the recognised amounts and there is an intention to settle on a net basis or to realise the assets and settle the liabilities simultaneously.

2.09.E Fair value measurement

The Company's accounting policies and disclosures require the measurement of fair values for financial instruments. The management regularly reviews significant unobservable inputs and valuation adjustments.

When measuring the fair value of a financial asset or a financial liability, the Company uses observable market data as far as possible. Fair values are categorised into different levels in a fair value hierarchy based on the inputs used in the valuation techniques are as follows :

Level 1: Quoted prices (unadjusted) in active markets for identical assets or liabilities.

Level 2: Inputs other than quoted prices included in Level 1 that are observable for the asset or liability, either directly (i.e. as price) or indirectly (i.e. derived from prices).

Level 3: Inputs for the assets or liabilities that are not based on observable market data (unobservable inputs).

If the inputs used to measure the fair value of an asset or a liability fall into different levels of the fair value hierarchy, then the fair value measurement is categorised in its entirety in the same level of the fair value hierarchy as the lowest level input that is significant to the entire measurement.

The Company recognises transfers between levels of the fair value hierarchy at the end of the reporting period during which the change has occurred.

2.09.F Modification of financial assets and financial liabilities**Financial Assets**

If the terms of a financial assets are modified, the Company evaluates whether the cash flow of the modified asset are substantially different. If the cash flows are substantially different, then the contractual rights to cash flows from the original financial asset are deemed to have expired. In this case, the original financial asset is derecognised and a new financial asset is recognised at fair value.

If the cash flows of the modified asset carried at amortised cost are not substantially different, then the modification does not result in derecognition of the financial asset. In this case, the Company recalculates the gross carrying amount of the financial asset as the present value of the renegotiated or modified contractual cashflows that are discounted at the financial asset's original effective interest rate and recognises the amount arising from adjusting the gross carrying amount as a modification gain or loss in the Statement of profit and loss. Any costs or fees incurred adjust the carrying amount of modified financial asset and are amortised over the remaining term of the modified financial asset. If such a modification is carried out because of financial difficulties of the borrower, then the gain or loss is presented together with impairment losses, in other cases, it is presented as interest income.

Auxilo Finserve Private Limited**Notes to the financial statements for the year ended March 31, 2022**

(Currency : Indian Rupees in lakhs)

Financial liabilities

The Company derecognises a financial liability when its terms are modified and the cash flows of the modified liability are substantially different. In this case, a new financial liability based on the modified terms is recognised at fair value. The difference between the carrying amount of the financial liability extinguished and the new financial liability with modified terms is recognised in the Statement of profit and loss.

2.10 Share capital

An equity instrument is a contract that evidences residual interest in the assets of the Company after deducting all of its liabilities. Incremental costs directly attributable to the issuance of new equity shares are recognized as a deduction from equity, net of any tax effects.

2.11 Cash and Cash equivalents

Cash and cash equivalents consist of cash on hand, balances with bank, deposits with bank (with original maturity of three months or less). For disclosure in the financial statements bank overdrafts which are repayable on demand are included under borrowings.

For the purposes of presentation in the statement of cash flow, cash and cash equivalents include cash on hand and current account balances with banks that are readily convertible to a known amount of cash and are subject to an insignificant risk of changes in value. Bank borrowings are generally considered to be financing activities. However, where bank overdrafts which are repayable on demand form an integral part of an entity's cash management, bank overdrafts are included as a component of cash and cash equivalents.

2.12 Property, Plant and Equipment (Tangible assets)

Property, Plant and Equipment ("PPE") are stated at cost, net of accumulated depreciation and accumulated impairment losses, if any. The cost comprises purchase price, borrowing costs if capitalization criteria are met and directly attributable cost of bringing the asset to its working condition for the intended use. Any trade discounts and rebates are deducted in arriving at the purchase price.

Subsequent costs are included in the asset's carrying amount only when it is probable that future economic benefits associated with the part will flow to the Company and its cost can be measured reliably. All other expenses on the existing property, plant and equipment, including day-to-day repair and maintenance expenditure and cost of replacing parts are charged to the statement of profit and loss for the period during which such expenses are incurred.

Any gain or loss on disposal of an item of property, plant and equipment is recognised within other income in statement of profit and loss on derecognition.

Depreciation

Depreciation on PPE is provided on a straight-line basis to allocate their cost, net of their residual value over the estimated useful life of the respective asset. The Company has estimated the useful lives to depreciate its PPE which is in accordance with those prescribed under Schedule II of the The Companies Act ,2013. The following are the estimates of the useful lives to depreciate its PPE:

Particulars	Estimated useful life by the Company
Office Equipment	5 years
Computer Equipment	
-Desktop/laptop	3 years
-Server Network	6 years
Furniture and Fixtures	10 years
Lease-hold improvements	Over the lease term

Each item of PPE individually costing 5,000/- or less is depreciated over a period of one year. The estimated useful lives, residual values and depreciation method are reviewed at-least at the end of each financial year and are adjusted, wherever appropriate.

2.13 Intangible assets

Intangible assets acquired separately are measured on initial recognition at cost. Following initial recognition, intangible assets are carried at cost less accumulated amortization and accumulated impairment losses, if any.

Development costs that are directly attributable to the design and testing of identifiable and unique software products controlled by the Company are recognised as intangible assets when the following criteria are met:

- It is technically feasible to complete the software so that it will be available for use
- Management intends to complete the software and use or sell it
- There is an ability to use or sell the software
- It can be demonstrated how the software will generate probable future economic benefits
- Adequate technical, financial and other resources to complete the development and to use or sell the software are available and
- The expenditure attributable to the software during its development can be reliably measured

Intangible assets under development

Directly attributable costs that are capitalized as a part of software include employee costs and an appropriate portion of relevant overheads. Capitalised development costs are recorded as intangible assets and amortised from the point at which the asset is available for use.

Research expenditure and development expenditure that do not meet the above criteria are recognised as an expense as incurred. Development costs previously recognised as an expense are not recognised as an asset in a subsequent period.

Amortisation of intangible assets

Intangible assets are amortized on a straight line basis over the estimated useful economic life. Intangible assets are amortised as per management's estimate over a period of 5 years or licence period whichever is earlier. Intangible assets are assessed for impairment whenever there is an indication that the intangible asset may be impaired. The amortization period and the amortization method are reviewed at least at each financial year end. Costs associated with maintaining software programmes are recognised as an expense as incurred.

Gains or losses arising from derecognition of an intangible asset are measured as the difference between the net disposal proceeds and the carrying amount of the asset and are recognized in the statement of profit and loss when the asset is derecognized.

2.14 Impairment of non-financial assets

Non-financial assets are tested for impairment whenever events or changes in circumstances indicate that the carrying amount may not be recoverable. An impairment loss is recognised for the amount by which the asset's carrying amount exceeds its recoverable amount. The recoverable amount is the higher of an asset's fair value less costs of disposal and value in use. For the purposes of assessing impairment, assets are grouped at the lowest levels for which there are separately identifiable cash inflows which are largely independent of the cash inflows from other assets or groups of assets (cash-generating units). Non-financial assets that suffered an impairment are reviewed for possible reversal of the impairment at the end of each reporting period.

2.15 Earnings per share

Basic EPS is calculated by dividing the profit or loss that is attributable to ordinary shareholders of the Company by the weighted average number of ordinary shares outstanding during the period. Diluted EPS is determined by adjusting the profit or loss that is attributable to ordinary shareholders and the weighted average number of ordinary shares outstanding for the effects of all dilutive potential ordinary shares.

2.16 Income Taxes

Income tax expense comprises current tax and deferred tax and is recognized in the Statement of profit and loss except to the extent it relates to items directly recognized in equity or in OCI.

Current income tax

Current income tax assets and liabilities for the current and prior periods are measured at the amount expected to be recovered from or paid to the taxation authorities using the tax rates and tax laws that are enacted or substantively enacted by the balance sheet date and applicable for the period.

Current tax items in correlation to the underlying transaction relating to OCI and equity are recognized in OCI and in equity respectively.

Management periodically evaluates positions taken in the tax returns with respect to situations in which applicable tax regulations are subject to interpretation and establishes provisions where appropriate on the basis of amounts expected to be paid to the tax authorities.

The Company offsets current tax assets and current tax liabilities, where it has a legally enforceable right to set off the recognized amounts and where it intends either to settle on a net basis or to realise the assets and settle the liabilities simultaneously.

Deferred income tax

Deferred income tax is recognized using the balance sheet approach. Deferred income tax assets and liabilities are recognized for deductible and taxable temporary differences arising between the tax base of assets and liabilities and their carrying amount in financial statements, except when the deferred income tax arises from the initial recognition of goodwill or an asset or liability in a transaction that is not a business combination and affects neither accounting nor taxable profits or loss at the time of the transaction.

Deferred tax assets are recognized for deductible temporary differences, the carry forward of unused tax credits and any unused tax losses to the extent that it is probable that taxable profit will be available against which the deductible temporary differences, and the carry forward of unused tax credits and unused tax losses can be utilised.

The carrying amount of deferred tax assets is reviewed at each balance sheet date and reduced to the extent that it is no longer probable that sufficient taxable profit will be available to allow all or part of the deferred tax assets to be utilised.

Unrecognised deferred tax assets are re-assessed at each balance sheet date and are recognised to the extent that it has become probable that future taxable profits will allow the deferred tax asset to be recovered.

Deferred tax assets and liabilities are measured at the tax rates that are expected to apply in the year when the asset is realised or the liability is settled, based on tax rates (and tax laws) that have been enacted or substantively enacted at the balance sheet date.

Auxilo Finserve Private Limited

Notes to the financial statements for the year ended March 31, 2022

(Currency : Indian Rupees in lakhs)

Deferred tax assets and deferred tax liabilities are offset if a legally enforceable right exists to set off deferred tax assets against deferred tax liabilities and the deferred taxes relate to the same taxable entity and the same taxation authority.

2.17 Leases

The Company recognises leases as a right-of-use asset and a corresponding liability at the date at which the leased asset is available for use. Contracts may contain both lease and non-lease components. The Company allocates the consideration in the contract to the lease and non-lease components based on their relative stand-alone prices. However, for leases of real estate for which the Company is a lessee, it has elected not to separate lease and non-lease components and instead accounts for these as a single lease component.

Assets and liabilities arising from a lease are initially measured on a present value basis. Lease liabilities include the net present value of the following lease payments:

- fixed payments (including in-substance fixed payments), less any lease incentives receivable
- variable lease payment that are based on an index or a rate, initially measured using the index or rate as at the commencement date
- amounts expected to be payable by the Company under residual value guarantees
- the exercise price of a purchase option if the Company is reasonably certain to exercise that option, and
- payments of penalties for terminating the lease, if the lease term reflects the Company exercising that option.

Lease payments to be made under reasonably certain extension options are also included in the measurement of the liability. The lease payments are discounted using the interest rate implicit in the lease. If that rate cannot be readily determined, which is generally the case for leases in the Company, the lessee's incremental borrowing rate is used, being the rate that the individual lessee would have to pay to borrow the funds necessary to obtain an asset of similar value to the right-of-use asset in a similar economic environment with similar terms, security and conditions.

To determine the incremental borrowing rate, the Company where possible, uses recent third-party financing received as a starting point, adjusted to reflect changes in financing conditions since third party financing was received.

Right-of-use assets are measured at cost comprising the following:

- the amount of the initial measurement of lease liability
- any lease payments made at or before the commencement date less any lease incentives received
- any initial direct costs, and
- restoration costs

Right-of-use assets are generally depreciated over the shorter of the asset's useful life and the lease term on a straight-line basis. If the Company is reasonably certain to exercise a purchase option, the right-of-use asset is depreciated over the underlying asset's useful life.

Payments associated with short-term leases of equipment and all leases of low-value assets are recognised on a straight-line basis as an expense in profit and loss. Short-term leases are leases with a lease term of 12 months or less. Low-value assets comprise IT equipment and multiprotocol label switching (MPLS) equipment (MPLS VPN).

2.18 Employee Share Based Plan

Share-based compensation benefits are provided to the employees through the Employee Stock Option Scheme, 2017 ("Plan"). The fair value of options determined at the grant date of the equity-settled share-based payments is expensed on a straight-line basis over the vesting period with a corresponding credit to share options outstanding reserve, based on the Company's estimate of the shares that will eventually vest and adjusted for the effect of service conditions.

The total expense is recognised over the vesting period, which is the period over which all of the specified vesting conditions are to be satisfied. At the end of each period, the entity revises its estimates of the number of options that are expected to vest based on the service conditions. It recognises the impact of the revision to original estimates, if any, in profit and loss, with a corresponding adjustment to equity.

2.19 Segment Reporting

Operating segments are reported in a manner consistent with the internal reporting provided to the chief operating decision maker (CODM). Managing Director cum Chief executive officer (MD and CEO) of the Company has been identified as CODM who assesses the financial performance and position of the Company, and makes strategic decisions.

2.20 Revenue and Expense Recognition

A. Interest income

Interest income is presented in the Statement of profit and loss includes interest on financial assets measured at amortised cost calculated on an effective interest basis. Fee income and expense that are integral to the effective interest rate on a financial asset are included in the effective interest rate computation. The amortization of income and expenses for financial assets under EIR approach is done on a systematic basis that exactly discounts estimated future cash flows of the financial assets through the expected life of the assets.

The interest income is calculated by applying the EIR to the gross carrying amount of non-credit impaired financial assets. (i.e. at the amortised cost of the financial asset before adjusting for any expected credit loss allowance). For credit-impaired financial assets the interest income is calculated applying the EIR to the amortised cost of the credit-impaired financial asset (i.e. the gross carrying amount less the allowances for ECLs).

B. Commission and fee income

Commissions earned by the Company which are not directly attributable to disbursement of loans are recognised in the Statement of profit and loss as and when incurred.

Fee income is recognised when the Company satisfies the performance obligation, at fair value of the consideration received or receivable based on a five-step model as set out in Ind AS 115.

C. Interest expenses

Interest expense is presented in the Statement of profit and loss includes interest on liabilities measured at amortised cost calculated on an effective interest basis. Fee and borrowing costs that are integral to the effective interest rate on a financial liability are included in the effective interest rate computation. The amortization of expenses for financial liabilities under EIR approach is done on a systematic basis that exactly discounts estimated future cash flows of the financial liabilities through the expected life of the financial liability.

D. Borrowing costs

Borrowing costs incurred in connection with the borrowing of funds including the ancillary cost are amortised and accounted as interest expense using the EIR method.

Other borrowing costs are recognised as expense in the period in which they are incurred.

2.21 Recent pronouncements

Ministry of Corporate Affairs (“MCA”) notifies new standard or amendments to the existing standards under Companies (Indian Accounting Standards) Rules as issued from time to time. On March 23, 2022, MCA amended the Companies (Indian Accounting Standards) Amendment Rules, 2022, applicable from April 1, 2022, as below:

(i) Ind AS 103 – Reference to Conceptual Framework

The amendments specify that to qualify for recognition as part of applying the acquisition method, the identifiable assets acquired and liabilities assumed must meet the definitions of assets and liabilities in the Conceptual Framework for Financial Reporting under Indian Accounting Standards (Conceptual Framework) issued by the Institute of Chartered Accountants of India at the acquisition date. These changes do not significantly change the requirements of Ind AS 103. The Company does not expect the amendment to have any significant impact in its financial statements.

(ii) Ind AS 116 – Proceeds before intended use

The amendments mainly prohibit an entity from deducting from the cost of property, plant and equipment amounts received from selling items produced while the Company is preparing the asset for its intended use. Instead, an entity will recognise such sales proceeds and related cost in profit or loss. The Company does not expect the amendments to have any significant impact in its recognition of its property, plant and equipment in its financial statements.

(iii) Ind AS 37 – Onerous Contracts - Costs of Fulfilling a Contract

The amendments specify that the ‘cost of fulfilling’ a contract comprises the ‘costs that relate directly to the contract’. Costs that relate directly to a contract can either be incremental costs of fulfilling that contract (examples would be direct labour, materials) or an allocation of other costs that relate directly to fulfilling contracts. The amendment is essentially a clarification and the Company does not expect the amendment to have any significant impact in its financial statements.

(iv) Ind AS 109 – Annual Improvements to Ind AS (2021)

The amendment clarifies which fees an entity includes when it applies the ‘10 percent’ test of Ind AS 109 in assessing whether to derecognise a financial liability. The Company does not expect the amendment to have any significant impact in its financial statements.

(iv) Ind AS 106 – Annual Improvements to Ind AS (2021)

The amendments remove the illustration of the reimbursement of leasehold improvements by the lessor in order to resolve any potential confusion regarding the treatment of lease incentives that might arise because of how lease incentives were described in that illustration. The Company does not expect the amendment to have any significant impact in its financial statements

Auxilo Finserve Private Limited
Notes to the financial statements for the year ended March 31, 2022

(Currency : Indian Rupees in lakhs)

Particulars	As at March 31, 2022	As at March 31, 2021
3. Cash and cash equivalents		
a) Cash on hand	-	-
b) Balances with Banks		
i) in current accounts	906.85	585.69
ii) in deposit accounts having original maturity less than 3 months*	7,506.32	12,308.97
c) Cheques, drafts on hand	-	-
	<u>8,413.17</u>	<u>12,894.66</u>
Less: Impairment loss allowance	0.07	0.32
Total	<u>8,413.10</u>	<u>12,894.34</u>

Notes:

Short term deposits are made for varying periods of between one day and three months, depending on the immediate cash requirements of the Company, and earn interest at the respective short-term deposit rates.

There are no repatriation restrictions with regard to cash and cash equivalents as at the end of the reporting period and prior period.

* includes interest accrued amounting INR 6.32 lakhs (As at March 31, 2021 - INR 8.97 lakhs).

4. Bank balances other than cash and cash equivalents

Other Bank balances

In fixed deposit accounts

i) Fixed deposits pledged for bank overdraft facility	533.55	-
ii) Fixed deposits for Securitisation	132.36	125.15
	<u>665.91</u>	<u>125.15</u>
Less: Impairment loss allowance	0.11	0.10
Total	<u>665.80</u>	<u>125.05</u>

Note: Fixed deposit has been earmarked towards credit enhancement towards securitisation transaction. (Refer note - 47.19.1)

5. Trade receivables

Unsecured Trade receivable- considered good	<u>31.02</u>	<u>41.30</u>
	31.02	41.30
Less: Impairment loss allowance*	0.00	0.05
Total	<u>31.02</u>	<u>41.25</u>

5.1 Ageing Schedule of trade receivables outstanding is as follows

As at March 31, 2022

Particulars	Less than 6 months [#]	Total
i) Undisputed trade receivables-considered good	31.02	31.02
ii) Undisputed trade receivables-which have significant increase in credit risk	-	-
iii) Undisputed trade receivables-credit impaired	-	-
iv) Disputed trade receivables-considered good	-	-
v) Disputed trade receivables-which have significant increase in credit risk	-	-
vi) Disputed trade receivables-credit impaired	-	-
	<u>31.02</u>	<u>31.02</u>
Less: Impairment loss allowance*	0.00	0.00
Total	<u>31.02</u>	<u>31.02</u>

* - Less than INR 500

Auxilo Finserve Private Limited
Notes to the financial statements for the year ended March 31, 2022

(Currency : Indian Rupees in lakhs)

Particulars	As at March 31, 2022	As at March 31, 2021
As at March 31, 2021		
Particulars	Less than 6 months [#]	Total
i) Undisputed trade receivables-considered good	41.30	41.30
ii) Undisputed trade receivables-which have significant increase in credit risk	-	-
iii) Undisputed trade receivables-credit impaired	-	-
iv) Disputed trade receivables-considered good	-	-
v) Disputed trade receivables-which have significant increase in credit risk	-	-
vi) Disputed trade receivables-credit impaired	-	-
	41.30	41.30
Less: Impairment loss allowance	0.05	0.05
Total	41.25	41.25

[#]There are no trade receivables having ageing more than six months as on March 31, 2022 and March 31, 2021.

Note - Above figures of trade receivables are inclusive of unbilled trade receivable of INR 1.89 lakhs (As at March 31, 2021 - INR 1.32 lakhs).

6. Loans

At amortised cost

A. Product wise Details

a) Term loans	76,929.44	53,403.82
Total (A) - Gross	76,929.44	53,403.82
Less: Impairment loss allowance	942.16	416.24
Total (A) - Net	75,987.28	52,987.58

B. Security wise Details

a) Secured considered good*		
i) Secured by tangible assets	31,325.04	31,376.06
ii) Secured by intangible assets	-	-
b) Unsecured	45,604.40	22,027.76
Total (B) - Gross	76,929.44	53,403.82
Less: Impairment loss allowance	942.16	416.24
Total (B) - Net	75,987.28	52,987.58

*Secured loans are secured to the extent of collateral value consisting of immovable property and/or fixed deposits.

C. Region wise Details

a) Loans in India		
- Public sector	-	-
- Others	76,929.44	53,403.82
b) Loans outside India	-	-
Total (C) - Gross	76,929.44	53,403.82
Less: Impairment loss allowance	942.16	416.24
Total (C) - Net	75,987.28	52,987.58

Notes:

6.1 Refer note - 40.A for details of Credit risk, credit risk management, credit quality and reconciliation of impairment loss allowances.

6.2 There are no loans which has been classified as Fair value through profit and loss and / or Fair value through other comprehensive income.

Auxilo Finserve Private Limited
Notes to the financial statements for the year ended March 31, 2022

(Currency : Indian Rupees in lakhs)

Particulars	As at March 31, 2022	As at March 31, 2021
7. Other financial assets		
Unsecured, considered good		
a) Security deposits	89.61	78.22
b) Receivable from employees	1.09	1.10
	<u>90.70</u>	<u>79.32</u>
Less: Impairment loss allowance	0.11	0.09
Total	<u>90.59</u>	<u>79.23</u>
8. Current tax assets (net)		
Current tax assets (net)	65.43	97.55
Net of provision for income tax INR 776.79 lakhs (As at March 31, 2021 - INR 356.13 lakhs)		
Total	<u>65.43</u>	<u>97.55</u>
9. Deferred tax assets (net)		
A. Deferred tax assets / (Deferred tax liabilities)		
a) Effective interest rate (EIR) impact on Borrowings and Loans	50.02	(11.56)
Total Deferred tax liabilities	<u>50.02</u>	<u>(11.56)</u>
a) Difference between WDV as per books and tax books	8.66	3.24
b) Employee share-based payments	112.89	-
c) Provision for Gratuity	20.78	11.39
d) Provision for Compensated absences	11.17	8.22
e) Unwinding of discount on security deposit and prepaid rent expenses	0.10	0.24
f) Leases	4.69	5.91
g) Impairment loss allowance	197.21	87.48
Total Deferred Tax Assets	<u>355.50</u>	<u>116.49</u>
Net Deferred tax assets	<u>305.48</u>	<u>128.05</u>

B. For yearly movement in balances of deferred tax assets/(liabilities) refer Note no. - 28.3

Auxilo Finserve Private Limited
Notes to the financial statements for the year ended March 31, 2022

(Currency : Indian Rupees in lakhs)

10. Property, plant and equipment, Right-of-use assets & Intangible assets

Particulars	Property, plant and equipment						Right-of-use assets		Intangible assets	
	Land*	Computer Hardware	Office Equipment	Furniture and Fixtures	Leasehold Improvements	Total	Premises	Total	Software	Total
	(A)	(B)	(C)	(D)	(E)	F = (A+B+C+D+E)				
A. Gross carrying amount										
Balance at As at March 31, 2020	5.25	183.73	23.90	17.90	70.10	300.88	435.12	435.12	148.00	148.00
Addition	-	27.53	1.17	-	-	28.70	83.56	83.56	26.86	26.86
Disposal	-	-	-	-	-	-	-	-	-	-
Balance at March 31, 2021	5.25	211.26	25.07	17.90	70.10	329.58	518.68	518.68	174.86	174.86
Addition	-	43.59	3.31	0.23	-	47.13	143.82	143.82	49.02	49.02
Disposal	-	15.40	-	-	-	15.40	24.12	24.12	13.86	13.86
Balance at March 31, 2022	5.25	239.45	28.38	18.13	70.10	361.31	638.38	638.38	210.02	210.02
B. Accumulated Depreciation / amortisation										
Balance at March 31, 2020	-	82.21	10.69	8.46	35.38	136.74	122.74	122.74	35.68	35.68
Depreciation / Amortisation expense	-	49.25	4.74	1.24	14.02	69.25	151.83	151.83	45.75	45.75
Disposal	-	-	-	-	-	-	-	-	-	-
Balance at March 31, 2021	-	131.46	15.43	9.70	49.40	205.99	274.57	274.57	81.43	81.43
Depreciation / Amortisation expense	-	44.40	4.86	1.25	14.02	64.53	163.49	163.49	52.39	52.39
Disposal	-	14.59	-	-	-	14.59	12.42	12.42	12.13	12.13
Balance at March 31, 2022	-	161.27	20.29	10.95	63.42	255.93	425.64	425.64	121.69	121.69
C. Net carrying amount (A-B)										
As at March 31, 2021	5.25	79.80	9.64	8.20	20.70	123.59	244.11	244.11	93.43	93.43
As at March 31, 2022	5.25	78.18	8.09	7.18	6.68	105.38	212.74	212.74	88.33	88.33
D. Depreciation and Amortisations for the year										
	For the year ended March 31, 2022	For the year ended March 31, 2021								
a) Depreciation on property, plant and equipment	64.53	69.25								
b) Depreciation on right-of-use assets	163.49	151.83								
c) Amortisation of intangible assets	52.39	45.75								
Total	280.41	266.83								

Note * : Pari passu charge over the immovable property of the Company towards the Listed Non convertible debentures issued under Debenture Trust Deed dated August 27, 2020 .

The Company had no acquisitions through business combinations. Further, no revaluation (upwards or downwards) has been made.

Title deeds of all immovable properties are held in the name of Company.

No proceedings have been initiated or pending against the Company for holding any benami property under the Benami Transactions (Prohibition) Act, 1988 (45 of 1988) and rules made thereunder.

Auxilo Finserve Private Limited
Notes to the financial statements for the year ended March 31, 2022

(Currency : Indian Rupees in lakhs)

		As at March 31, 2022	As at March 31, 2021
11. Intangible assets under development			
Softwares		123.23	-
	Total	123.23	-

Ageing schedule of intangible assets under development is as follows-

Particulars	As at March 31, 2022 Amount in CWIP for a period of		As at March 31, 2021 Amount in CWIP for a period of	
	Less than 1 year*	Total	Less than 1 year*	Total
Projects in progress	123.23	123.23	-	-
Projects temporarily suspended	-	-	-	-
	Total	123.23	-	-

*There are no intangible assets under development having ageing more than one year as on March 31, 2022 and March 31, 2021.

Note-There were no intangible assets under development whose completion is overdue or has exceeded its cost compared to its original plan.

12. Other non financial assets

Unsecured, considered good

a) Prepaid expenses		66.61	30.06
b) Advances to vendors		73.18	20.14
c) Balances with statutory authorities		49.83	88.53
	Total	189.62	138.73

13. Debt securities

13.1

At amortised cost

Non convertible debentures (listed, secured, fully paid and privately placed)		13,866.39	11,933.40
(Refer Note 13.3)			

Total	13,866.39	11,933.40
--------------	------------------	------------------

13.2

i) Debt securities in India		13,866.39	11,933.40
ii) Debt securities outside India		-	-
	Total	13,866.39	11,933.40

Auxilo Finserve Private Limited
Notes to the financial statements for the year ended March 31, 2022

(Currency : Indian Rupees in lakhs)

13.3 Terms of repayment of NCDs

			As at March 31, 2022		As at March 31, 2021	
Name of Security	Repayment Terms	Maturity Date	Outstanding Amount	Face Value / Redemption value	Outstanding Amount	Face Value / Redemption value
Listed and Secured Non Convertible Debentures						
10.25% Non Convertible Debentures	Six Equal Half Yearly Instalments	June 23, 2023	1,250.00	5.00	2,083.33	8.33
10.95% Market Linked Debentures	Bullet repayment on maturity	November 16, 2021	-	-	700.00	1.00
11.01% Market Linked Debentures	Bullet repayment on maturity	September 16, 2022	700.00	1.00	700.00	1.00
11.00% Non Convertible Debentures (Refer Note-iv)	Bullet repayment on maturity	June 01, 2023	1,000.00	10.00	1,000.00	10.00
10.85% Non Convertible Debentures (Refer Note-iv)	Bullet repayment on maturity	June 26, 2023	3,500.00	10.00	3,500.00	10.00
11.00% Non Convertible Debentures (Refer Note-iv)	Bullet repayment on maturity	July 30, 2023	2,500.00	10.00	2,500.00	10.00
9.15% Non Convertible Debentures (RBI Repo Rate + 5.15% Spread)	Bullet repayment on maturity	August 24, 2023	3,300.00	10.00	-	-
11.01% Market Linked Debentures	Bullet repayment on maturity	September 16, 2023	800.00	1.00	800.00	1.00
Total			13,050.00		11,283.33	
Less: Effective interest rate (EIR) impact			(36.94)		(60.55)	
Add: Interest accrued			853.33		710.62	
Total			13,866.39		11,933.40	

Notes:

- Non Convertible Debentures are issued at fixed as well as floating coupon rate.
- Market Linked Debentures are carrying variable interest rate which is linked to performance of specified indices over the tenure of the debentures. The embedded value of the derivative is negligible and is likely to remain negligible throughout the tenure of debentures. Therefore the market linked debentures have been classified at amortised cost.
- All Non Convertible Debentures are secured by way of Exclusive charge against loan receivables.
- The Non Convertible debentures issued under Debenture Trust Deed dated August 27, 2020 are also secured by pari passu charge over the immovable property of the Company.
- The Company have not used borrowings from bank and financial institutions for other than specific purpose for which it is obtained.
- There are no registration or satisfaction of charges pending beyond the statutory period with Registrar of Companies (ROC).
- Quarterly returns or statements of current assets filed by the Company with banks or financial institutions are in agreement with the books of accounts.

Auxilo Finserve Private Limited
Notes to the financial statements for the year ended March 31, 2022

(Currency : Indian Rupees in lakhs)

Particulars		As at March 31, 2022	As at March 31, 2021
14. Borrowings (Other than debt securities)			
14.1 Borrowings at amortised cost			
I	a) Term Loans (Secured) (Refer Note 14.2 and 14.5)		
	i) from banks	29,150.15	13,960.46
	ii) from others	743.54	1,109.74
	b) Loans repayable on demand from banks (Secured) (Refer Note 14.3 and 14.5)	1,000.00	-
	c) Borrowings from securitisation / Payable for securitisation (Refer Note 14.4 and 14.5)	909.70	1,538.62
	Total	31,803.39	16,608.82
Of the Above			
II	i) Borrowings in India	31,803.39	16,608.82
	ii) Borrowings outside India	-	-
	Total	31,803.39	16,608.82

14.2 Repayment terms of term loans

	As at March 31, 2022	As at March 31, 2021
Repayable within 1 year	8,482.81	4,450.00
Repayable within 1 year to 3 years	14,419.29	8,987.50
Repayable after 3 years	7,442.32	1,830.30
Total Principal	30,344.42	15,267.80
Add: Interest accrued but not due	24.70	8.05
Add/(less): Effective interest rate (EIR) impact	(475.43)	(205.65)
Total	29,893.69	15,070.20

Interest Rate : Term loans are borrowed at floating rate of interest ranging from 8.25% p.a. to 10.80% p.a. (As at March 31, 2021 - 8.85% to 11%)

Security : Security for term loans is exclusive charge against the education loan receivables.

The borrowings have not been guaranteed by directors or others. Also there is no default in repayment of borrowing and interest on bank term loans.

14.3 Loans repayable on demand from banks-Secured
Terms of Repayment

Particulars	Rate of Interest	Repayment Details	As at March 31, 2022	As at March 31, 2021
Working capital demand loans	8.45%	Bullet repayment on maturity	1,000.00	-
Total			1,000.00	-

Auxilo Finserve Private Limited
Notes to the financial statements for the year ended March 31, 2022

(Currency : Indian Rupees in lakhs)

14.4 Repayment terms of borrowing from securitisation

	As at March 31, 2022	As at March 31, 2021
Repayable within 1 year	271.81	232.11
Repayable within 1 year to 3 years	583.73	565.88
Repayable after 3 years	56.33	742.64
Total	911.87	1,540.63
Add: Interest accrued but not due	4.16	7.14
Add/(less): Effective interest rate (EIR) impact	(6.33)	(9.15)
Total	909.70	1,538.62
<u>Details of Interest rate and Security</u>		
a. Rate of interest	10.75%	10.75%
b. Borrowing from securitisation is secured by cash collateral in the form of fixed deposit	117.34	117.34

14.5 Notes:

- The Company have not used borrowings from bank and financial institutions for other than specific purpose for which it is obtained. However as at end of reporting period the Company have funds of INR 6,506.32 lakhs which remains unutilised from the borrowings made at the end of F.Y. 2021-22 and lying as fixed deposits (net of WDCL facilities).
- There are no registration or satisfaction of charges pending beyond the statutory period with Registrar of Companies (ROC).
- Quarterly returns or statements of current assets filed by the Company with banks or financial institutions are in agreement with the books of accounts.

15. Other financial liabilities

Employee benefits payable	9.71	1.70
Advances received from customers (Refer Note below)	728.15	626.81
Provision for expenses	430.17	135.08
Liability component on account of Preference Shares*	0.00	0.00
Total	1,168.03	763.59

* - Less than INR 500

Note - Advance received from customers includes amounts received towards advance instalments and Debt Service Reserve Account (DSRA).

16. Provisions

Provision for Employee Benefits		
i) Gratuity (Refer Note 37.B)	82.58	45.25
ii) Compensated absences	44.38	32.66
Total	126.96	77.91

17. Other non-financial liabilities

Income received in advance	112.01	14.07
Statutory dues payable	66.23	34.53
Total	178.24	48.60

Auxilo Finserve Private Limited
Notes to the financial statements for the year ended March 31, 2022

(Currency : Indian Rupees in lakhs)

18. Equity share capital

a) Share capital authorised, issued, subscribed and paid up

Particulars	As at March 31, 2022		As at March 31, 2021	
	No. of shares	Amount	No. of shares	Amount
Authorised:				
Equity Shares of INR 10 each	2,00,00,00,000	2,00,000.00	2,00,00,00,000	2,00,000.00
Optionally Convertible Preference Shares of INR 10 each (OCPS)	80,00,000	800.00	80,00,000	800.00
	2,00,80,00,000	2,00,800.00	2,00,80,00,000	2,00,800.00
Issued, Subscribed and fully paid up:				
Equity Shares of INR 10 each	34,94,44,987	34,944.50	34,40,62,153	34,406.22
	34,94,44,987	34,944.50	34,40,62,153	34,406.22

b) Reconciliations of the number of equity shares and share capital :

Particulars	As at March 31, 2022		As at March 31, 2021	
	No. of shares	Amount	No. of shares	Amount
Issued, Subscribed and fully paid up:				
Outstanding at the beginning of year	34,40,62,153	34,406.22	34,40,62,153	34,406.22
Add: Shares issued during year	53,82,834	538.28	-	-
Outstanding at the end of the year	34,94,44,987	34,944.50	34,40,62,153	34,406.22

c) Terms/rights attached to equity shares:

The Company has only one class of equity shares having a par value of INR 10 per share. Each holder of equity shares is entitled to one vote per share. The dividend, if any proposed by the Board of Directors is subject to the approval of the shareholders in the ensuing Annual General Meeting, except in case of interim dividend. In the event of liquidation of the Company, the holders of equity shares will be entitled to receive the remaining assets of the Company, after distribution of all preferential amounts. The distribution will be in proportion to the number of equity shares held by the shareholder.

Balrampur Chini Mills Limited and Elme Advisors LLP shall not Transfer, any of the Securities of the Company held by them to any Person without the prior written consent of ICICI Bank Limited for a period of three years from the date of the allotment of shares to ICICI Bank Limited (the 'closing date') in case such transfer results in (i) their aggregate equity shareholding in the Company going below fifty-one per cent of the paid-up equity share capital of the Company (calculated on a fully diluted basis) or (ii) there is change in the proportion of shareholding inter-se between them as on the closing date.

d) Shareholder holding more than 5% shares as at the end of the year :

Name of Shareholders	As at March 31, 2022		As at March 31, 2021	
	No. of shares	% Holding	No. of shares	% Holding
<u>Equity Shares</u>				
Balrampur Chini Mills Limited	15,50,00,000	44.36%	15,50,00,000	45.05%
Elme Advisors LLP	15,50,00,000	44.36%	15,50,00,000	45.05%
ICICI Bank Limited	3,40,62,153	9.75%	3,40,62,153	9.90%
<u>OCPS</u>				
Neeraj Saxena	26,66,666	100%	80,00,000	100%

e) Increase in Authorised Share Capital, Rights issue and Preferential issue

During the financial year ended March 31, 2022, there was no change in Authorised Share Capital of the Company. (Previous year ended on March 31, 2021- Nil)

f) Details of shares issued are as follows:

Particulars	Face Value (in Rupees)	Issue Price (in Rupees)	For the year ended March 31, 2022	For the year ended March 31, 2021
Issue of equity shares (including conversion of 53,33,334 OCPS into equity shares)	10	10	538.28	-
Total			538.28	-

(Currency : Indian Rupees in lakhs)

18. Equity share capital

g) Details of promoter's equity shareholding:

Promoter's Name- Elme Advisors LLP

Particulars	As at March 31, 2022		As at March 31, 2021	
	No of shares	% of total shares	No of shares	% of total shares
At the beginning of the year	15,50,00,000	45.05%	15,50,00,000	45.05%
Change during the year	-	(0.69)%	-	-
At the end of the year	15,50,00,000	44.36%	15,50,00,000	45.05%

Notes :

Change in percentage of total shares held by promoters is due to the increase in total issued equity share capital of the Company.
There were no restatement in the balances of share held at the beginning of the year on account of prior period error.

- h) Aggregate number of equity shares issued for consideration other than cash during the period of five years immediately preceding the reporting date: Nil
- i) Aggregate number and class of share allotted as fully paid up by way of bonus shares during the period of five years immediately preceding the reporting date: Nil
- j) Aggregate number and class of shares brought back during the period of five years immediately preceding the reporting date: Nil

k) Dividend Payment

No dividend is paid during the year or recommended by the Board of Directors for the year ended as on March 31, 2022. (Previous year- Nil)

l) Optionally convertible preference shares

The Company has three classes of Optionally Convertible preference shares (OCPS) having a face vale of INR 10 per share.

Type of share	As at March 31, 2022		As at March 31, 2021	
	No. of Shares	Amount	No. of Shares	Amount
0.001% Class A OCPS (Amount paid up INR 10.00 per share)	-	-	26,66,667	266.67
0.001% Class B OCPS (Amount paid up INR 0.10 per share)	-	-	26,66,667	2.67
0.001% Class C OCPS (Amount paid up INR 0.11 per share)	26,66,666	2.93	26,66,666	2.93
Total	26,66,666	2.93	80,00,000.00	272.27

m) Terms of issue of Optionally convertible preference shares

- The OCPS shall carry cumulative right of dividend at a fixed rate of 0.001% per year and such dividend shall have a priority over any dividend rights of the equity shares of the Company.
- In the event of winding up of the Company, the holder of OCPS will be entitled to a preferential right of return of the amount paid-up on the OCPS due on the date of winding-up.
- The OCPS shall be non-participating in the surplus funds and profits, on winding up which may remain after the entire capital has been paid.
- The holder of OCPS will not have any voting rights, other than as specifically provided under section 47 (2) of the Companies Act, 2013 in respect of Preference Share capital represented by OCPS.
- Conversion: Each OCPS shall be convertible into 1 (one) equity share ("Conversion Ratio") subject to fulfilment of applicable conditions.

n) Details of OCPS are as follows:

Particulars	As at March 31, 2022	As at March 31, 2021
Face value of OCPS (INR per share)	10	10
Paid up value of the OCPS	2.93	272.27
Financial Liability component of the OCPS *	0.00	0.00
Interest expense over the tenure *	0.00	0.00
Equity component of the OCPS	2.93	272.27

* - Less than INR 500 as on March 31, 2022 & March 31, 2021

o) Shares reserved for issue under options

Refer Note 38 for details of shares to be issued under the Employee Stock Option Plan.

Auxilo Finserve Private Limited
Notes to the financial statements for the year ended March 31, 2022

(Currency : Indian Rupees in lakhs)

Particulars	As at March 31, 2022	As at March 31, 2021
19. Other equity		
a) Securities premium	2,203.11	2,203.11
b) Statutory reserve	639.89	391.32
c) Equity component of compound financial instrument	2.93	272.27
d) Employee stock options	448.54	513.00
e) Retained earnings	679.28	(532.23)
f) Other comprehensive income	(14.64)	(0.71)
Total	3,959.11	2,846.76

A. Nature and purpose of reserves

a. Securities premium reserve

Securities premium account represents the amount of premium received by the Company on the issuance of shares. The utilisation of the Securities premium is restricted to purposes specified in the Companies Act, 2013.

b. Statutory reserve

Statutory Reserve: As per Section 45-IC of the Reserve Bank of India Act, 1934 ("The RBI Act"), the Company is transferring an amount of 20% of its net profits to a reserve fund before declaring any dividend.

c. Equity component of compound financial instrument

Equity component of compound financial instrument account represents the equity component of an Optionally convertible Preference share which is a compound financial instrument.

d. Employee stock options

Share options outstanding reserve account is used to record the value of equity settled share based payment transactions with the employees under its employee share options payment plan.

e. Retained Earnings

Retained earnings comprises of the Company's undistributed earnings after taxes.

f. Other Comprehensive income

It represents the gain / loss on account of actuarial valuation of defined benefit obligation.

B. Movement in Other equity

	As at March 31, 2022	As at March 31, 2021
a) Securities premium		
Opening balance	2,203.11	2,203.11
Add : Premium Received on issue of equity shares	-	-
Closing Balance	2,203.11	2,203.11
b) Statutory reserve		
Opening balance	391.32	198.87
Add : Transfer from retained earnings*	248.57	192.45
Closing Balance	639.89	391.32
c) Equity component of Compound financial instrument		
Opening balance	272.27	8.00
Add: Money called up and paid on OCPS	264.00	264.27
Less : Converted to Equity shares	533.34	-
Closing Balance	2.93	272.27
d) Employee stock options		
Opening balance	513.00	372.24
Add : Additions during the year	138.83	140.76
Less: Trf to retained earnings	(203.29)	-
Closing Balance	448.54	513.00
e) Retained Earnings		
Opening balance	(532.23)	(1,302.01)
Add: Profit for the year	1,256.79	962.23
Add: Trf from Employee stock options	203.29	-
Amount available for appropriation	927.85	(339.78)
Appropriations:		
Transfer to statutory reserve*	248.57	192.45
Closing Balance	679.28	(532.23)
f) Other comprehensive income		
Opening balance	(0.71)	(0.72)
Add: Remeasurement gains and (losses) on defined benefit obligations	(13.93)	0.01
Closing Balance	(14.64)	(0.71)
(a+b+c+d+e+f)	3,959.11	2,846.76

* - Computed as 20% of profit for the year.

Auxilo Finserve Private Limited
Notes to the financial statements for the year ended March 31, 2022

(Currency : Indian Rupees in lakhs)

Particulars	For the year ended March 31, 2022	For the year ended March 31, 2021
20. Interest income		
a) On financial assets measured at amortised cost		
Interest income on loans	8,354.26	6,909.68
Interest Income on Fixed deposits	122.27	450.49
b) Interest income on financial assets measured at Fair value through profit and loss (FVTPL) / Fair value through other comprehensive income (FVOCI)		
Interest income from investment	-	-
Total	8,476.53	7,360.17
21. Fee and commission income		
Service income	79.02	21.26
Commission income	24.97	10.96
Other income	-	1.00
Total	103.99	33.22
Revenue from contract with Customers		
Set out below is the revenue from contracts with customers and reconciliation to Statement of profit and loss.		
Type of Services		
Fees and commission income	103.99	32.22
Total Revenue from contract with Customers	103.99	32.22
Geographical Markets		
India	103.99	32.22
Outside India	-	-
Total Revenue from contract with Customers	103.99	32.22
Timing of revenue recognition		
Services transferred at a point in time	103.99	32.22
Services transferred over time	-	-
Total Revenue from contract with Customers	103.99	32.22
Contract Balance		
Trade Receivables	31.02	41.30
No revenue from transactions with a single external customer amounted to 10 percent or more of the Company's total revenue in year ended March 31, 2022 and March 31, 2021.		
22. Net gain on fair value change		
On trading portfolio		
Investments at Fair value through profit and loss (FVTPL)		
Profit on sale of liquid mutual funds	138.71	116.52
Total	138.71	116.52
Realised	138.71	116.52
Unrealised	-	-
Total	138.71	116.52
23. Other income		
Fee income and other charges	527.55	54.10
Unwinding of discount on security deposits	5.76	4.43
Net gain or (loss) on foreign currency transaction	(0.37)	-
Miscellaneous income	9.76	0.67
Total	542.70	59.20

Auxilo Finserve Private Limited
Notes to the financial statements for the year ended March 31, 2022

(Currency : Indian Rupees in lakhs)

Particulars	For the year ended March 31, 2022	For the year ended March 31, 2021
24. Finance costs		
On Financial liabilities measured at amortised cost		
a) Interest on borrowings (other than debt securities)	1,860.86	2,150.64
b) Interest on debt securities	1,371.62	1,028.74
c) Interest - lease liabilities	26.39	27.55
d) Interest - others	5.20	5.04
e) Other Borrowing costs	49.23	51.92
Total	3,313.30	3,263.89
25. Impairment on financial assets		
Impairment loss allowance (Refer Note - 40.A.vi)		
i) On Financial assets measured at amortised cost		
a) Loans	525.92	78.04
b) Fixed deposits	(0.23)	(0.04)
c) Others	(0.02)	0.04
ii) Write off of loans	1.49	0.83
Total	527.16	78.87
26. Employee benefits expenses		
a) Salaries, bonus and allowances	2,298.07	1,641.41
b) Contribution to provident fund and other funds	85.90	67.21
c) Gratuity expense (Refer Note - 37)	18.71	16.17
d) Compensated absences (Refer Note - 37)	11.72	17.36
e) Share based payments to employees / employee stock option expense (Refer Note - 38)	138.82	140.77
f) Staff welfare	39.62	30.00
Total	2,592.84	1,912.92
27. Others expenses		
a) Advertisement and publicity	80.32	25.56
b) Auditor's fees and expenses (Refer note below)	36.51	35.31
c) Business sourcing expenses	15.67	2.20
d) Communication cost /IT expenses	504.94	395.87
e) Directors fees, allowances	9.59	8.50
f) Expenditure towards corporate social responsibility	12.58	-
g) Legal and professional fees	222.96	151.86
h) Loss on sale of fixed assets (net)	2.23	-
i) Printing and stationery	16.23	12.57
j) Rates, duties and taxes	4.32	1.80
k) Rent (net of discount concession received)	28.56	22.31
l) Repairs and maintenance	64.61	52.27
m) Travelling and conveyance	42.51	18.06
n) Miscellaneous expenses	2.49	1.01
	1,043.52	727.32
27.1 Auditors' fees and expenses		
Payments to auditor		
a) Audit fees	23.43	20.00
b) Internal control over financial reporting fees	2.00	2.00
c) Certification	6.00	2.00
d) Other services	2.00	8.00
e) Out of pocket expenses	0.06	0.39
Total	33.49	32.39

Auditors' remuneration above is exclusive of Goods and Service Tax.

Auxilo Finserve Private Limited
Notes to the financial statements for the year ended March 31, 2022

(Currency : Indian Rupees in lakhs)

28. Disclosure pursuant to Ind AS 12 "Income Taxes"

28.1 Major components of tax expense/(income):

	For the year ended March 31, 2022	For the year ended March 31, 2021
I. Profit and Loss section		
(i) Current income tax:		
Current income tax expense	431.01	330.90
Tax expense in respect of earlier years	(5.67)	(35.44)
(ii) Deferred tax:		
Tax expense on origination and reversal of temporary differences	(177.43)	61.59
Income tax expense reported in Profit and Loss (i + ii)	247.91	357.05
II. Other Comprehensive Income (OCI) section:		
Income tax expense / (gain) relating to items that will not be reclassified to profit and loss	(4.69)	0.01
Income tax expense reported in the OCI section	(4.69)	0.01

28.2 Reconciliation of tax expense and the accounting profit

The Company has elected to exercise the option permitted under Section 115BAA of the income-tax Act, 1961, as introduced by the Taxation Laws (Amendment) Ordinance, 2019. Accordingly, the Company has recognised provision for income tax for the year ended March 31, 2022 and March 31, 2021.

A reconciliation of income tax provision to the amount computed by applying statutory income tax rate to the income before taxes is summarised below.

Particulars	For the year ended March 31, 2022	For the year ended March 31, 2021
(a) Profit before tax	1,504.70	1,319.28
(b) Corporate tax rate as per Income tax Act, 1961	25.17%	25.17%
(c) Tax on Accounting profit (c) = (a) * (b)	378.70	332.04
(d) Tax impact due to		
(i) Employee share-based payment expense	-	35.43
(ii) Adjustment of Deferred tax and current tax of prior years	(134.44)	(10.40)
(iii) CSR expenses	3.17	-
(iv) Other amounts	0.48	(0.01)
Total effect of tax adjustments [(i) to (iv)]	(130.79)	25.02
(e) Income tax expense reported in Profit and Loss	243.22	357.07
(f) Income tax expense reported in the OCI section	4.69	(0.01)
(g) Total Income tax expense (e+f)	247.91	357.06
(h) Effective tax rate (h)=(g)/(a)	16.16 %	27.07 %

(Currency : Indian Rupees in lakhs)

28.3 Movement in Deferred Taxes

(A) Movement in deferred tax balances for the year ended March 31, 2022

Particulars	As at March 31, 2021	Recognised in profit and loss & OCI	As at March 31, 2022
Deferred tax asset/ (liabilities)			
i) Effective interest rate (EIR) impact on Borrowings and Loans	11.56	(61.58)	(50.02)
ii) Depreciation and amortisation	3.24	5.41	8.66
iii) Employee share-based payments	-	112.89	112.89
iv) Provision for Gratuity	11.39	9.39	20.78
v) Provision for Compensated absences	8.22	2.95	11.17
vi) Unwinding of discount on security deposit and prepaid rent expenses	0.24	(0.14)	0.10
vii) Leases	5.91	(1.22)	4.69
viii) Impairment loss allowance	87.48	109.73	197.21
Total	128.05	177.43	305.48

(B) Movement in deferred tax balances for the year ended March 31, 2021

Particulars	As at March 31, 2020	Recognised in profit and loss & OCI	As at March 31, 2021
Deferred tax asset/ (liabilities)			
i) Effective interest rate (EIR) impact on Borrowings and Loans	90.18	(78.62)	11.56
ii) Depreciation and amortisation	(1.74)	4.98	3.24
iii) Provision for Gratuity	7.33	4.06	11.39
iv) Provision for Compensated absences	3.85	4.37	8.22
v) Amortization of Preliminary Expenses	0.17	(0.17)	-
vi) Unwinding of discount on security deposit and prepaid rent expenses	0.09	0.15	0.24
vii) Leases	4.50	1.41	5.91
viii) Impairment loss allowance	85.27	2.21	87.48
Total	189.65	(61.61)	128.05

* Deferred tax impact on optionally convertible preference shares are considered to be immaterial.

(C) Amounts recognised in respect of current tax / deferred tax directly in equity:

Particulars	As at March 31, 2022	As at March 31, 2021
-------------	-------------------------	-------------------------

Amounts recognised in respect of current tax / deferred tax directly in equity

-

-

28.4 Tax losses

Unused tax losses for which no deferred tax asset has been recognised

-

-

Auxilo Finserve Private Limited
Notes to the financial statements for the year ended March 31, 2022

(Currency : Indian Rupees in lakhs)

29. Leases

The Company has leases for office building and network assets, with the exception of short-term leases and leases of low-value underlying assets, each lease is reflected on the balance sheet as a right-of-use asset and a lease liability. the Company recognises right-of-use assets (ROU) and lease liabilities for leases i.e. these leases are on the balance sheet. Lease liabilities are measured at the present value of the remaining lease payments, discounted using the lessee's incremental borrowing rate. The weighted average of lessee's incremental borrowing rate applied to the lease liabilities.

The Company has entered into leasing arrangements for premises. Majority of the leases are cancellable by the Company. ROU has been included after the line 'Property, Plant and Equipment' and Lease Liability has been included under 'Lease Liabilities' in the Balance Sheet.

In pursuance of the notification issued by the Ministry of Corporate Affairs (MCA) dated June 18, 2021 for further amending the Companies (Indian Accounting Standard) Rules, 2015 the Company has elected to apply the practical expedient arising on account of Covid-19 not to account for the changes in the lease payments as a lease modification as it satisfies the conditions mentioned in the paragraph 46B of Ind AS 116. Accordingly since the Company has used exemption for rent concessions received as defied under practical expedient. There is no changes are made to Right of Use Assets due to this.

The Company has availed the exemption for all the rent concessions received which have satisfied the criteria mentioned in Para 46B of practical Expedient to eligible to avail this exemption.

The amount of INR 5.32 lakhs (previous year INR 11.16 lakhs) received as rent concessions have been reduced from gross expenditure towards rent. Refer Note 27 other expenses

(i) Amount recognised in balance sheet

	As at March 31, 2022	As at March 31, 2021
a) Right-of-use assets	212.74	244.11
b) Lease Liabilities	231.38	267.61

(ii) Amount recognised in Statement of Profit and Loss

	For the year ended March 31, 2022	For the year ended March 31, 2021
(a) Depreciation charge of right-of-use assets (included in Depreciation Note - 10)	163.49	151.83
(b) Interest expense (included in finance costs)	26.39	27.55
(c) Expense relating to short-term leases	-	-
Total	189.88	179.38
Additions to Right of use assets	143.82	83.56

(iii) The total cash outflow for leases for the year:

The total cash outflow of leases	188.95	162.14
----------------------------------	--------	--------

30. Earning per Share

Basic earning per share

a) Profit after tax attributable to equity shareholders for Basic EPS	1,256.79	962.23
b) Weighted average no. of equity shares outstanding during the year for Basic EPS	3,465.68	3,440.62
c) Nominal value of equity shares (INR per share)	10.00	10.00
d) Basic earnings per share (EPS) (INR per share)	0.36	0.28

Diluted earning per share

e) Profit after tax attributable to equity shareholders for Diluted EPS	1,256.79	962.23
f) Weighted average no. of equity shares outstanding during the year for diluted EPS	3,503.96	3,477.60
g) Nominal value of equity shares (INR per share)	10.00	10.00
h) Diluted earnings per share (EPS) (INR per share)	0.36	0.28

Auxilo Finserve Private Limited
Notes to the financial statements for the year ended March 31, 2022

(Currency : Indian Rupees in lakhs)

Basic EPS is calculated by dividing the profit for the period attributable to equity holders by the weighted average number of equity share outstanding during the year.

Diluted EPS is calculated by dividing the profit for the year attributable to equity holders by the weighted average number of equity share outstanding during the year plus the weighted average number of Equity shares that would be issued on conversion of all the dilutive potential equity share into equity share.

31. Commitments and contingencies

Particulars	As at March 31, 2022	As at March 31, 2021
A. Contingent liabilities		
i) Credit enhancement provided by the Company for the loans under securitisation arrangements (including cash collaterals)	117.34	117.34
ii) Demand of income tax FY 2017-18 (AY 2018-19) #	2.05	2.05
B. Capital commitments		
i) Estimated amount of contracts remaining to be executed on capital account and not provided for	15.21	0.96
ii) Undisbursed commitments in respect of the Education loan agreements *	11,277.05	4,932.44

Demand of Income Tax FY 2017-18 (AY 2018-19)

The Company has filed rectification appeal u/s 154 of the Income Tax Act, 1961 in respect of demand received. Based on assessment made, the management is in the view that the likelihood of matter being decided against the Company is remote.

* The Company has unconditional rights under the loan agreements to cancel these commitments at any time.

C. Company does not have any litigations which are pending against the Company as of March 31, 2022.

32. The Company has a process whereby periodically all long term contracts are assessed for material foreseeable losses. At the year end, the Company has reviewed and ensured that adequate provision as required under any law/ accounting standards for material foreseeable losses on such long term contracts has been made in the books of accounts.

33. Trade payables disclosures

a) Dues to Micro, Small Enterprises

Disclosure pertaining to Micro and Small Enterprises is as under - The details of amounts outstanding together with interest paid /payable to Micro and Small enterprises based on information available with the Company is as under:

	As at March 31, 2022	As at March 31, 2021
i) Amounts outstanding but not due as at March 31,	-	-
ii) Amounts due but unpaid as at March 31,	-	-
iii) Amounts paid after appointed date during the year	-	-
iv) Amount of interest accrued and unpaid as at March 31,	-	-
v) Amount of estimated interest due and payable for the period from March 31, to actual date of payment or Board meeting date (whichever is earlier)	-	-
vi) The amount of further interest remaining due and payable even in the succeeding years	-	-

b) Ageing Schedule of trade payables is as follows

As at March 31, 2022

Particulars	Less than 1 year#	Total
i) MSME	-	-
ii) Others	-	-
iii) Disputed dues-MSME	-	-
iv) Disputed dues-Others	-	-
Total	-	-

Auxilo Finserve Private Limited
Notes to the financial statements for the year ended March 31, 2022

(Currency : Indian Rupees in lakhs)

As at March 31, 2021

Particulars	Less than 1 year#	Total
i) MSME	-	-
ii) Others	-	-
iii) Disputed dues-MSME	-	-
iv) Disputed dues-Others	-	-
Total	-	-

#There are no trade payables as on March 31, 2022 and March 31, 2021 and hence ageing schedule is not applicable.

34. Segment Reporting

Since the Company operates in one segment namely "Education Loans" and it provides service facilities in India, there are no separate reportable segments as per Ind AS 108, Operating Segments. Thus, the segment revenue, total carrying amount of segment assets, total carrying amount of segment liabilities, total cost incurred to acquire segment assets, total amount of charge of depreciation and amortisation during the year are all as are reflected in the financial statements as at and for the year ended March 31, 2022. The Company does not have any assets and revenue outside India. Currently, there is no single external customer which contributes an amount of 10% or more than the Company's total revenue.

35. Expenditure on Corporate Social Responsibility

a) Gross amount required to be spent by the Company during the year is INR 12.36 lakhs (previous year-Nil). The Board have approved spent of INR 12.58 lakhs through its meeting held dated September 28, 2021.

b) The details of amounts spent towards corporate social responsibility are as under:

	For the year ended March 31, 2022	For the year ended March 31, 2021
(i) Construction/ acquisition of any asset		
Amount required to be spent by the Company during the year	-	-
Amount of expenditure incurred-related parties	-	-
Amount of expenditure incurred-other than related parties	-	-
Amount of expenditure incurred-Ongoing projects	-	-
Amount of expenditure incurred-Other than Ongoing projects	-	-
Excess at the end of the year	-	-
Total of previous years shortfall	-	-
reason for shortfall	Not applicable	Not applicable
(ii) On purpose other than (i) above		
Amount required to be spent by the Company during the year	12.36	-
Amount of expenditure incurred-related parties	-	-
Amount of expenditure incurred-other than related parties	12.58	-
Amount of expenditure incurred-Ongoing projects	-	-
Amount of expenditure incurred-Other than Ongoing projects	12.58	-
Excess at the end of the year	0.22	-
Total of previous years shortfall	-	-
reason for shortfall	Not applicable	Not applicable

During the F.Y. 2021-22, the Company incurred Corporate Social Responsibilities expenditure towards education for deaf children and scholarship program which included activities like organize mass awareness programme, capacity development training, organize World Deaf Day Mela / workshop etc. and to provide financial assistance by way of educational scholarship to covid affected students who have lost their parents or whose family members have lost their employment.

There were no unspent Corporate Social Responsibilities expenditure during F.Y. 2021-22. (Previous year-Nil)

Details of excess CSR expenditure under section 135(5) of the Act-

Balance excess spent as at April 1, 2021	Amount required to be spent during the year	Amount spent during the year	Balance excess spent as at March 31, 2022
-	12.36	12.58	(0.22)

Auxilo Finserve Private Limited
Notes to the financial statements for the year ended March 31, 2022

(Currency : Indian Rupees in lakhs)

The Company do not intends to carry forward excess amount spent of FY 2021-22 to subsequent financial years and accordingly no assets are created for excess amount spent.

36. Related Party Disclosure

As per the requirement of Ind AS 24, on related party disclosures, the name of the related parties with the description of the relationship and transactions between the reporting enterprise and its related parties, as identified by the management are as follows :

36.1 List of related parties

A. Entities / Persons having Significant Influence

Balrampur Chini Mills Ltd.
 Elme Advisors LLP
 Akash Bhanshali

B. Key management personnel (KMP)

Neeraj Saxena, Managing Director and Chief Executive Officer
 Akash Bhanshali, Director
 Manish Chokhani, Director
 Gautam Jain, Director
 Ashwin Jain, Director
 Chinnathambi Ilango, Director (w.e.f. May 29, 2020)
 Vivek Saraogi, Director

36.2 Transactions with Related parties during the year

No.	Nature of Transaction	Nature of relationship	Name of Party	Year Ended March 31, 2022	Year Ended March 31, 2021
1	Issue of equity shares	Entities / Persons having Significant Influence	Balrampur Chini Mills Limited	-	-
			Elme Advisors LLP	-	-
			Akash Bhanshali	-	-
2	Managerial Remuneration*				
	Short-term employee benefits	Key Management Personnel		376.79	354.23
	Employee Stock Option#	Key Management Personnel		26.79	36.86
3	Sitting Fees	Key Management Personnel	Manish Chokhani	4.60	3.80
		Key Management Personnel	Chinnathambi Ilango	4.20	4.00

* Incentives / bonus / gratuity are considered on payment basis and inclusive of variable pay

additionally the key management personnel holds 26.67 lakhs (previous year 80 lakhs) OCPS which are accounted in accordance with *Ind AS 102 Share based payments* amounting to INR 43.54 lakhs (previous year INR 68.70 lakhs).

4 There is no balance outstanding towards transactions disclosed above as on March 31, 2022 and March 31, 2021.

37. Employee benefits - Disclosure pursuant to Ind AS 19 'Employee Benefits'

A. Defined contribution plans

The Company makes Provident fund contributions which are defined contribution plans for qualifying employees. Under the schemes, the Company is required to contribute a specified percentage of the payroll costs to fund the benefits

The Company has recognised the following amounts in the statement of profit and loss towards contribution to defined contribution plans which are included under contribution to provident and other funds:

	Year Ended March 31, 2022	Year Ended March 31, 2021
Provident fund	85.90	67.21

B. Defined Benefit Plan

- I The Company has an obligation towards gratuity, a non funded defined benefit plan covering eligible employees. Vesting for gratuity occurs upon completion of five years of service. Details of the unfunded post retirement benefit plans for its employees are given below which is as certified by the actuary.

Gratuity Disclosure Statement as Per Indian Accounting Standard 19 (Ind AS 19) as below.

a) Changes in Present Value of Defined Benefit Obligation

	Year Ended March 31, 2022	Year Ended March 31, 2021
Present Value of Benefit Obligation at the Beginning of the year	45.25	29.10
Current Service Cost	15.97	14.35
Interest Expense/(Income)	2.74	1.82
Settlement Cost (Credit)/Cost	-	-
Total Amount Recognised in Statement of Profit and Loss	18.71	16.17
Actuarial (Gain)/loss from change in demographic assumptions	(0.02)	-
Actuarial (Gain)/loss from change in financial assumptions	2.65	(0.05)
Experience (gains)/losses	15.99	0.03
Total Amount Recognised in Other Comprehensive Income	18.62	(0.02)
Present Value of Benefit Obligation at the End of the year	82.58	45.25

Change in plan assets:

Fair value of plan assets, beginning of the year

Expected return on Plan Assets	-	-
Contributions	-	-
Benefits paid	-	-
Actuarial Gain (loss) on plan assets	-	-

Fair value of plan assets, end of the year

-	-
---	---

b) Amount recognized in the balance sheet consists of:

	As at March 31, 2022	As at March 31, 2021
Present value of defined benefit obligation	82.58	45.25
Fair value of plan assets	-	-
Net liability	82.58	45.25

c) The amounts recognised in the Statement of Profit and Loss are as follows:

		Year Ended March 31, 2022	Year Ended March 31, 2021
Service Cost			
Current service cost		15.97	14.35
Past service cost		-	-
Total Service cost	(i)	15.97	14.35
Net interest cost			
Interest expense on DBO		2.74	1.82
Interest expense / (income) on plan assets		-	-
Total Interest cost	(ii)	2.74	1.82
Defined benefit cost included in Statement of Profit and Loss	(iii) - (i + ii)	18.71	16.17
Total remeasurement in other comprehensive income (OCI)	(iv)	18.62	(0.02)
Total Defined benefit cost included in Statement of Profit and loss and OCI	(v) = (iii + iv)	37.33	16.15

d) The principal assumptions used in determining gratuity obligations for the Company's plans are shown below

With the objective of presenting the plan assets and plan liabilities of the defined benefits plans and post retirement medical benefits at their fair value on the balance sheet, assumptions under Ind AS 19 are set by reference to market conditions at the valuation date.

	As at March 31, 2022	As at March 31, 2021
Discount rate	6.41%	6.06%
Rate of Salary Increase next year	5.00%	4.00%
Rate of Salary Increase post next year	5.00%	4.00%
Rate of employee turnover	15.00%	15.00%
Mortality rate during employment	Indian Assured Lives Mortality (2012-14) Urban	Indian Assured Lives Mortality (2006-08) Ultimate

e) The major categories of plan assets are as follows:

	As at March 31, 2022	As at March 31, 2021
a) Insurer managed funds	-	-
b) Cash	-	-

f) Impact on defined benefit obligation - Sensitivity Analysis

	Year Ended March 31,			
	2022	2022	2021	2021
	% Rate	Amount	% Rate	Amount
Increase by 100 basis points				
i) Impact of change in discount rate	7.41%	(4.00)	7.06%	(2.53)
ii) Impact of change in salary growth rate	6.00%	4.26	5.00%	2.83
iii) Impact of change in employee attrition rate	16.00%	(0.37)	16.00%	(0.61)
Decrease by 100 basis points				
i) Impact of change in discount rate	5.41%	4.42	5.06%	2.80
ii) Impact of change in salary growth rate	4.00%	4.02	3.00%	(2.60)
iii) Impact of change in employee attrition rate	14.00%	0.35	14.00%	0.59

The sensitivity analysis have been determined based on reasonably possible changes of the respective assumptions occurring at the end of the reporting period, while holding all other assumptions constant.

The sensitivity analysis presented above may not be representative of the actual change in the projected benefit obligation as it is unlikely that the change in assumptions would occur in isolation of one another as some of the assumptions may be correlated.

Furthermore, in presenting the above sensitivity analysis, the present value of the projected benefit obligation has been calculated using the projected unit credit method at the end of the reporting period, which is the same method as applied in calculating the projected benefit obligation as recognised in the balance sheet.

g) Maturity

The defined benefit obligations shall mature after year end as follows:

Particulars	As at March 31, 2022	As at March 31, 2021
i) 1st Following Year	8.03	0.16
ii) 2nd Following Year	10.48	4.71
iii) 3rd Following Year	10.57	6.26
iv) 4th Following Year	10.15	6.58
v) 5th Following Year	9.83	6.28
vi) Sum of Years 6 to 10	37.21	22.78
vii) Sum of Years 11 and above	35.10	21.45

The weighted average duration of the defined benefit obligation is 6 years (previous year - 7 years).

h) Risk Exposure

Gratuity is a defined benefit plan and Company is exposed to the Following Risks:

Interest rate risk: A fall in the discount rate which is linked to the Government Security Rate will increase the present value of the liability requiring higher provision.

Salary Risk: The present value of the defined benefit plan liability is calculated by reference to the future salaries of members. As such, an increase in the salary of the members more than assumed level will increase the plan's liability.

Asset Liability Matching Risk: The plan faces the ALM risk as to the matching cash flow. Company has to manage pay-out based on pay as you go basis from own funds.

Mortality risk: Since the benefits under the plan is not payable for life time and payable till retirement age only, plan does not have any longevity risk.

II Accumulated Compensated Absences

The Company provides for accumulated compensated absences as at the balance sheet date on the basis of actuarial valuation. The Company recognised INR 11.72 lakhs (previous year INR 17.36 lakhs) for compensated absences in the statement of profit and loss.

Auxilo Finserve Private Limited
Notes to the financial statements for the year ended March 31, 2022

(Currency : Indian Rupees in lakhs)

38. Share based payment arrangement (Employee Stock Option Plan)

38.01 The Company's Employee Stock Option Scheme 2017 (ESOP 2017) represents an equity settled option scheme that the Company has issued to its employees. The Plan provides that the Company's employees are granted an option to acquire equity shares of the Company that vest in a graded manner that are subject to satisfaction of the vesting conditions like continuous service, performance conditions. Once vested, the options may be exercised within a period of 10 years.

The fair value of the options at grant date is determined using Black Scholes Model which takes into account the exercise price, the term of the option, the share price at the grant date and expected price volatility of the underlying shares, the expected dividend yield and the risk free interest rate for the term of the options. The compensation costs, if any, is amortised on a straight line basis.

During the year, the Company granted stock options to employees under the ESOP 2017 Plan where the exercise price was linked to the fair value of shares on the date of the grant.

38.02 Movements in the number of share options outstanding under the ESOP Scheme 2017 is set out below:

	As at March 31, 2022		As at March 31, 2021	
	Number of Options	Weighted average exercise price	Number of Options	Weighted average exercise price
Options outstanding at the beginning of the year*	1,72,35,000	10.21	1,75,65,000	10.09
Granted	24,90,000	15.00	4,50,000	15.00
Exercised	(53,82,834)	10.00	-	-
Forfeited/Cancelled	(1,20,000)	13.68	(7,80,000)	10.38
Lapsed/Expired	-	-	-	-
Options outstanding at the end of the year	1,42,22,166	11.09	1,72,35,000	10.21
Options vested and exercisable at the end of the year	26,40,000	10.00	-	-

* This includes OCPS which has been accounted as per Ind AS 102

38.03 Vesting period

Number of Options	As at March 31, 2022	As at March 31, 2021
3 - 4 years from grant date	48,19,400	60,36,167
4 - 5 years from grant date	38,13,600	56,59,167
5 - 6 years from grant date	55,38,166	55,39,666
6 - 7 years from grant date	51,000	-
Total	1,42,22,166	1,72,35,000

Weighted average contractual life of options remaining outstanding at end of year is 4.61 years (Previous year 4.47 years).

38.04 Fair value options

The fair value of options have been estimated as on the date of the grant using "Black Scholes" model. The key assumptions used in the model for calculating the fair value as on the date of grant are as follows:

Grant Date	ESOP 2017 August 3, 2021	ESOP 2017 June 8, 2020	ESOP 2017 April 19, 2019	ESOP 2017 October 24, 2018	ESOP 2017 July 25, 2018	ESOP 2017 Jan 24, 2018
Share price	10	10	10	10	10	10
Exercise price	15	15	11.48	10.53	10.42	10
Risk-free interest rate	6.20%	5.81%	7.42%	7.78%	7.78%	7.44%
Expected life of the option	3 years to 5 years	3 years to 5 years	3 years to 5 years	4 years to 6 years	4 years to 6 years	3.5 years to 6 years
Expiry Date (from vesting date)	10 years	10 years	10 years	10 years	10 years	10 years
Expected volatility	36.81%	32.33%	32.20%	32.34%	32.34%	33.50%
Expected dividend yield	0.00%	0.00%	0.00%	0.00%	0.00%	0.00%
Fair Value of Options	4.62 to 6.18	2.94 to 4.28	3.59 to 4.84	3.99 to 5.03	3.93 to 4.96	3.5 to 4.76

The expected life of the share option is based on the management's current expectations and not necessarily indicative of exercise pattern that may occur. The volatility of the options is based on the historical volatility of listed comparable companies.

38.05 Expenses recognised in statement of profit and loss

	For the year ended March 31, 2022	For the year ended March 31, 2021
ESOP expenses/Share based payments recognised in profit and loss	138.82	140.77

39. Fair Value Measurement

The fair value is the amount at which financial instruments could be sold on fair terms as of the reporting date. Where market prices (e.g. for marketable securities) were available, we have used these prices without modification for measuring fair value. If no market prices were available, the fair values for loans/receivables and liabilities were calculated by discounting using a maturity-matched discount rate appropriate to the risk.

39.A Classification of financial assets and financial liabilities:

The following table shows the carrying amounts and fair values of Financial assets and Financial liabilities which are classified as Amortised Cost, Fair value through Profit and Loss (FVTPL) and Fair value through other comprehensive income (FVTOCI).

39.A.1 As at March 31, 2022

	At Amortised cost	FVTPL	FVTOCI	Total carrying Value	Total Fair value
Financial Assets					
1 Cash and cash equivalents	8,413.10	-	-	8,413.10	8,413.10
2 Other Bank balances	665.80	-	-	665.80	665.80
3 Trade receivables	31.02	-	-	31.02	31.02
4 Loans	75,987.28	-	-	75,987.28	80,607.53
5 Other financial assets	90.59	-	-	90.59	90.59
Total	85,187.79	-	-	85,187.79	89,808.04
Financial Liabilities					
1 Debt securities (Listed)	13,866.39	-	-	13,866.39	14,931.36
2 Borrowings (other than debt securities)	31,803.39	-	-	31,803.39	32,160.10
3 Lease liabilities	231.38	-	-	231.38	231.38
4 Other financial liabilities	1,168.03	-	-	1,168.03	1,168.03
Total	47,069.19	-	-	47,069.19	48,490.87

39.A.2 As at March 31, 2021

	At Amortised cost	FVTPL	FVTOCI	Total carrying Value	Total Fair value
Financial Assets					
1 Cash and cash equivalents	12,894.34	-	-	12,894.34	12,894.34
2 Other Bank balances	125.05	-	-	125.05	125.05
3 Trade receivables	41.25	-	-	41.25	41.25
4 Loans	52,987.58	-	-	52,987.58	59,017.49
5 Other financial assets	79.23	-	-	79.23	79.23
Total	66,127.45	-	-	66,127.45	72,157.36
Financial Liabilities					
1 Debt securities (Listed)	11,933.40	-	-	11,933.40	12,835.73
2 Borrowings (other than debt securities)	16,608.82	-	-	16,608.82	16,865.58
3 Lease liabilities	267.61	-	-	267.61	267.61
4 Other financial liabilities	763.59	-	-	763.59	763.59
Total	29,573.42	-	-	29,573.42	30,732.51

39. Fair Value Measurement

39.B Fair value hierarchy of financial instruments

The fair value of financial instruments are classified into three categories i.e. Level 1, 2 or 3 depending on the inputs used in the valuation technique. The hierarchy gives the highest priority to quoted prices in active market for identical assets or liabilities (level 1 measurements) and lowest priority to unobservable inputs (level 3 measurements).

Level 1: Financial instruments measured using quoted prices and that are traded in active market are categorized under level 1. The Company has no financial instruments which are categorized as level 1.

Level 2: The fair value of financial instruments that are not traded in an active market is determined using observable market data and not the entity specific estimates. The listed Non Convertible debentures are classified as debt securities have been categorized as level 2.

Level 3: If one or more of the significant inputs is not based on observable market data, the instrument is included in level 3. The instruments are valued based on quoted prices for the similar instruments but for which significant observables adjustments are required to reflect the difference between the instruments. Loans and Unlisted Non Convertible debentures have been included in level 3 category.

39.B.1 Financial instruments valued at carrying value:

The respective carrying values of certain on-balance sheet financial instruments approximated their fair value. These financial instruments include cash in hand and bank balances, trade receivables, trade payables, overdraft facility payable on demand certain other assets and liabilities that are considered financial instruments. Carrying values were assumed to approximate fair values for these financial instruments as they are short-term in nature and their recorded amounts approximate fair values or are receivable or payable on demand.

39.B.2 Valuation techniques used to determine fair value:

The Company's accounting policies and disclosures require measurement of fair values, for both financial and non-financial assets and liabilities.

The Company has an established control framework with respect to the measurement of fair values. The Board / Audit Committee has overall responsibility for overseeing all significant fair value measurements, including Level 3 fair values.

The Company uses the following hierarchy for determining and disclosing the fair value of financial assets by valuation technique:

i) Investments in Mutual Funds

The fair values of investments in mutual funds is based on the net asset value ('NAV') as stated by the issuers of these mutual fund units in the published statements as at Balance Sheet date. NAV represents the price at which the issuer will issue further units of mutual fund and the price at which issuers will redeem such units from the investors.

ii) Loans

The fair values of the Company's Loan are calculated based on a discounted cash flow model. The discount factor used for fair valuation is derived using a combination of interpolated risk-free interest rates and credit-spreads of the Company as on valuation date. Input data used to carry out the fair valuation covers portfolio data and expected future cashflows for each product in the portfolio. All Loans are at floating rate as per the agreement with the customers.

iii) Borrowings and Debt Securities - (other than Market linked debt securities)

The fair values of the Company's borrowings (including debt securities) are calculated based on a discounted cash flow model. The discount factor used for fair valuation is derived using a combination of interpolated risk-free interest rates and credit-spreads of the Company as on valuation date. Input data used to carry out the fair valuation covers portfolio data and expected future cashflows for each product in the portfolio.

39.B.3 Transfers between Levels

There are no transfers between Level 1, 2 and 3 since there are no financial instruments at fair value under the category.

Auxilo Finserve Private Limited

Notes to the financial statements for the year ended March 31, 2022

(Currency : Indian Rupees in lakhs)

39. Fair Value Measurement

39.B.4 Fair values of financial assets and financial liabilities not measured at fair value, including their levels in the fair value hierarchy, are presented below. It also includes the fair value information for financial assets and financial liabilities not measured at fair value if the carrying amount is a reasonable approximation of fair value.

	Fair Value				Fair Value			
	As at March 31, 2022				As at March 31, 2021			
	Level 1	Level 2	Level 3	Total	Level 1	Level 2	Level 3	Total
Financial Assets								
Cash and cash equivalents	-	-	8,413.10	8,413.10	-	-	12,894.34	12,894.34
Other Bank balances	-	-	665.80	665.80	-	-	125.05	125.05
Trade receivables	-	-	31.02	31.02	-	-	41.25	41.25
Loans	-	-	80,607.53	80,607.53	-	-	59,017.49	59,017.49
Other financial assets	-	-	90.59	90.59	-	-	79.23	79.23
Total	-	-	89,808.04	89,808.04	-	-	72,157.36	72,157.36
Financial Liabilities								
Debt securities (Listed)	-	-	14,931.36	14,931.36	-	-	12,835.73	12,835.73
Borrowings (other than debt securities)	-	-	32,160.10	32,160.10	-	-	16,865.58	16,865.58
Lease liabilities	-	-	231.38	231.38	-	-	267.61	267.61
Other financial liabilities	-	-	1,168.03	1,168.03	-	-	763.59	763.59
Total	-	-	48,490.87	48,490.87	-	-	30,732.51	30,732.51

(Currency : Indian Rupees in lakhs)

40. Financial Risk Management

The Company's activities expose it to a variety of financial risks: credit risk, liquidity risk and market risk. The Company's senior management oversees the management of these risks and the appropriate financial risk governance framework for the Company. The Company's objective is to minimize any adverse effects of these risks on its financial performance.

Risk management framework

Risk Management policy outlines the approach and mechanisms of risk management in the Company, including identification, reporting and measurement of risk in various activities undertaken by the Company. The general objective of risk management is to support business units by ensuring risks are timely identified and adequately considered in decision-making, and are viewed in conjunction with the earnings.

The audit committee oversees how the management monitors compliance with the Company's risk management policies and procedures, and reviews the adequacy of the risk management framework in relation to the risks faced by the Company. The audit committee is assisted in its oversight role by internal audit. Internal audit undertakes both regular and ad hoc reviews of risk management controls and procedures, the results of which are reported to the audit committee.

The Risk Management committee of Board exercises supervisory power in connection with the risk management of the Company, monitoring of the exposures, reviewing adequacy of risk management process, reviewing internal control systems, ensuring compliance with the statutory/regulatory framework of the risk management process.

40.A Credit Risk

Credit risk is the risk that counterparty will not meet its obligations under a financial instrument or customer contract, leading to a financial loss. Credit risk comprises of direct risk of default and risk of deterioration of creditworthiness. It mainly arises from loan receivables from financing activities, cash and cash equivalents(excluding cash on hand) , bank deposits and other financial assets. The Company has no significant concentration of credit risk, as the credit exposure is spread over a large number of customers.

40.A.i Credit risk management

Credit risk for loan receivables is managed by the Company through credit approvals, establishing credit limits and continuously monitoring the creditworthiness of customers to which the Company grants credit terms in the normal course of business. Further, a major portion of exposure is secured by way of property and fixed deposits.

The impairment for financial assets are based on assumptions about risk of default and expected loss rates. These assumptions and estimates are assessed by the Company at every reporting date.

Financial assets are written off when there is no reasonable expectation of recovery, however, the Company continues to attempt to recover the receivables.

40.A.ii Collateral and other credit enhancements

The Company employs a range of tools to reduce credit risk. The Company seeks collateral coverage, assignment of contract proceeds and other forms of protection to secure lending and minimize credit risks wherever possible. The Company's borrowing agreements also include legally enforceable netting arrangements for loans and deposits enabling the Company to consolidate the customer's various accounts with the Company and either transfer credit balances to cover any outstanding borrowings or freeze the credit balances until the customer settles their outstanding obligations to the Company.

Collateral held varies, but may include:

- Fixed Deposits
- Residential and commercial real estate property
- Land

The Company's policies regarding obtaining collateral have not significantly changed during the reporting period and there has been no significant change in the overall quality of the collateral held by the Company since the prior period.

40.A.iii Other Financial Assets

Credit Risk on cash and cash equivalents and bank deposits is generally low as the said deposits have been made with the banks having good reputation, good past records and high quality credit rating and also reviews their credit worthiness on an on-going basis. The risk of deterioration of credit worthiness of the lessor in the case of security deposits is assumed to be insignificant.

40.A.iv Financial Asset Received as Collaterals

Company has received financial assets as collaterals that it is permitted to adjust in the absence of default. The details of the financial assets received as collaterals are as follow:

Auxilo Finserve Private Limited
Notes to the financial statements for the year ended March 31, 2022

(Currency : Indian Rupees in lakhs)

40. Financial Risk Management

Particulars	As at March 31, 2022	As at March 31, 2021
Fair value of financial assets accepted as collateral against the loans that the Company is permitted to adjust in the absence of default	892.42	949.53
above comprising of :		
- Advance from customers	728.15	626.81
- as Fixed deposit held as collateral	164.27	322.72

40.A.v Offsetting financial assets and liabilities

The following table presents the recognised financial instruments that are offset and other similar agreements but are not offset.

The column 'maximum exposure' shows the impact on the Company's balance sheet if all set-off rights are exercised.

Particulars	Effect of offsetting on the balance sheet				Maximum exposure
	Gross amounts	Gross amounts set off in the balance sheet	Net amounts presented in the balance sheet	Netting potential not recognised on the balance sheet - Financial collateral *	
<u>As at March 31, 2022</u>					
Financial Assets					
Loans	76,929.44	-	76,929.44	892.42	76,037.02
Bank balances other than cash and cash equivalents	665.91	-	665.91	117.34	548.57
Financial liabilities					
Borrowings	31,803.39	-	31,803.39	117.34	31,686.05
Other Financial Liabilities	1,168.03	-	1,168.03	728.15	439.88
<u>As at March 31, 2021</u>					
Financial Assets					
Loans	53,403.82	-	53,403.82	949.53	52,454.29
Bank balances other than cash and cash equivalents	125.15	-	125.15	117.34	7.81
Financial liabilities					
Borrowings	16,608.82	-	16,608.82	117.34	16,491.48
Other Financial Liabilities	763.59	-	763.59	626.81	136.78

* - Company obtains financial collateral from its borrowers towards loans advanced and has provided financial assets as collaterals for its borrowings.

40.A.vi Impairment of financial assets

Credit risk is the risk of loss resulting from the decline in credit quality or the failure of a borrower, counterparty, third party or issuer to honour its financial or contractual obligations. Credit risk mainly arises from Auxilo's lending activity which can be classified mainly into the following lines of business:

- Loans to students (B2C)
- Loans to educational institutions (B2B)

Credit risk also arises from concentration of risks. Concentration of risk, within credit risk, is the risk associated with having a credit exposure concentrated within a specific client, industry, region or other category.

a) Credit quality analysis and credit exposure

The Company's credit risk team assesses the credit worthiness of each borrower in the B2C segment based on their CIBIL scores and on the number of days past due. In the B2B segment, credit worthiness is based on the number of days past due.

Auxilo Finserve Private Limited
Notes to the financial statements for the year ended March 31, 2022

(Currency : Indian Rupees in lakhs)

40. Financial Risk Management

40.A Credit Risk (Continued)

b) Credit quality of Loans

The following tables set out information about the credit quality of loans to the B2C and B2B segments. The amounts in table below represent the maximum credit exposure of the financial assets.

Particulars	As at March 31, 2022				As at March 31, 2021			
	Stage I	Stage II	Stage III	Total	Stage I	Stage II	Stage III	Total
B2C - Cibil Score Range								
Above 650	64,245.85	193.44	37.17	64,476.46	39,138.02	564.00	7.01	39,709.03
Below 650	1,193.07	363.67	52.53	1,609.27	1,245.14	-	17.73	1,262.87
Gross exposure (A)	65,438.92	557.11	89.70	66,085.73	40,383.16	564.00	24.74	40,971.90
Less: ECL (B)	51.23	31.99	42.16	125.38	13.78	52.56	14.50	80.84
Net exposure (C) = (A - B)	65,387.69	525.12	47.54	65,960.35	40,369.38	511.44	10.24	40,891.06
B2B - Weighted Buckets (Based on DPD)								
1 to 5	7,726.80	877.47	-	8,604.27	16,018.21	-	-	16,018.21
More than 5	2,824.57	4,013.25	-	6,837.82	669.15	-	-	669.15
Non performing asset	-	-	1,162.51	1,162.51	-	-	677.00	677.00
Gross exposure (D)	10,551.37	4,890.72	1,162.51	16,604.60	16,687.36	-	677.00	17,364.36
Less: ECL (E)	96.24	414.33	306.22	816.79	68.48	-	266.92	335.40
Net exposure (F) = (D - E)	10,455.13	4,476.39	856.29	15,787.81	16,618.88	-	410.08	17,028.96
Total Gross exposure (G) = (A + D)	75,990.29	5,447.83	1,252.21	82,690.33	57,070.52	564.00	701.74	58,336.26
Less: ECL (H) = (B + E)	147.47	446.32	348.38	942.17	82.26	52.56	281.42	416.24
Net exposure (I) = (G - H)	75,842.82	5,001.51	903.83	81,748.16	56,988.26	511.44	420.32	57,920.02
Loans (Refer Schedule 6)	70,312.44	5,370.00	1,247.00	76,929.44	52,138.59	563.49	701.75	53,403.83
Committed lines of credit	5,677.87	77.83	5.21	5,760.91	4,931.93	0.51	-	4,932.44
Total Gross Exposure	75,990.31	5,447.83	1,252.21	82,690.35	57,070.52	564.00	701.75	58,336.26
Gross carrying amount								
Loans and advances carried at amortised cost								
Loans to students (B2C)	59,937.79	544.60	87.19	60,569.58	35,807.23	563.49	24.74	36,395.46
Loans to educational institutions (B2B)	10,374.64	4,825.39	1,159.81	16,359.84	16,331.36	-	677.00	17,008.36
Total	70,312.43	5,369.99	1,247.00	76,929.42	52,138.59	563.49	701.74	53,403.82
Expected credit loss								
Loans and advances carried at amortised cost								
Loans to students (B2C)	51.23	31.99	42.16	125.38	13.78	52.56	14.50	80.84
Loans to educational institutions (B2B)	96.24	414.33	306.22	816.79	68.48	-	266.92	335.40
Total	147.47	446.32	348.38	942.17	82.26	52.56	281.42	416.24
Net carrying amount								
Loans and advances carried at amortised cost								
Loans to students (B2C)	59,886.56	512.61	45.03	60,444.20	35,793.45	510.93	10.24	36,314.62
Loans to educational institutions (B2B)	10,278.40	4,411.06	853.59	15,543.05	16,262.88	-	410.08	16,672.96
Total	70,164.96	4,923.67	898.62	75,987.25	52,056.33	510.93	420.32	52,987.58

Auxilo Finserve Private Limited
Notes to the financial statements for the year ended March 31, 2022

(Currency : Indian Rupees in lakhs)

40. Financial Risk Management

40.A Credit Risk (Continued)

c) Reconciliation of changes in gross carrying amount and corresponding ECL allowances for loans and advances to corporate and retail customers:

The following disclosure provides stage wise reconciliation of the Company's gross carrying amount and ECL allowances for loans and advances to corporates and retail customers. The transfers of financial assets represents the impact of stage transfers upon the gross carrying amount and associated allowance for ECL. The net remeasurement of ECL arising from stage transfers represents the increase or decrease due to these transfers.

The 'New assets originated /repayments received (net)' represent the gross carrying amount and associated allowance ECL impact from transactions within the Company's lending portfolio.

d) An analysis of changes in the gross carrying amount as follows:

Particulars	As at March 31, 2022					As at March 31, 2021				
	Stage 1	Stage 2	Stage 3*	POCI	Total	Stage 1	Stage 2	Stage 3	POCI	Total
Gross carrying amount opening balance	52,138.58	563.49	701.75	-	53,403.82	48,997.17	-	-	-	48,997.17
New Assets Originated or Purchased	35,163.98	440.85	126.86	-	35,731.69	10,169.14	-	-	-	10,169.14
Assets derecognised or repaid (excluding write offs)	(12,156.17)	(37.28)	(5.60)	-	(12,199.05)	(5,762.49)	-	-	-	(5,762.49)
Transfer to Stage 1	503.92	(455.22)	(48.70)	-	(0.00)	-	-	-	-	-
Transfer to Stage 2	(4,891.50)	4,891.50	-	-	-	(1,265.24)	1,265.24	-	-	-
Transfer to Stage 3	(446.37)	(33.34)	479.71	-	(0.00)	-	(701.74)	701.74	-	-
Changes to Contractual Cash Flows due to modification not resulting into derecognition	-	-	-	-	-	-	-	-	-	-
Amounts written off	-	-	(7.01)	-	(7.01)	-	-	-	-	-
Gross carrying amount closing balance	70,312.44	5,370.00	1,247.01	-	76,929.45	52,138.58	563.50	701.74	-	53,403.82

* Includes principal overdue of NPA cases of INR 0.83 lakhs as at March 31, 2022 (10 cases). Further as per the contractual terms, total interest overdue for NPA cases is of INR 157.53 lakhs.

e) Reconciliation of ECL balance is given below

Particulars	As at March 31, 2022					As at March 31, 2021				
	Stage 1	Stage 2	Stage 3	POCI	Total	Stage 1	Stage 2	Stage 3	POCI	Total
ECL Allowance - Opening Balance	82.26	52.56	281.42	-	416.24	338.21	-	-	-	338.21
New Assets Originated or Purchased	57.06	366.26	71.01	-	494.33	17.45	-	-	-	17.45
Assets derecognised or repaid (excluding write offs)	(3.19)	(0.03)	-	-	(3.22)	(14.23)	-	-	-	(14.23)
Transfer to Stage 1	61.81	(44.57)	(17.24)	-	0.00	-	-	-	-	-
Transfer to Stage 2	(22.14)	22.14	-	-	-	(8.46)	8.46	-	-	-
Transfer to Stage 3	(4.84)	(3.33)	8.17	-	-	-	(6.18)	6.18	-	-
Impact on year end ECL of Exposures transferred between Stages during the year and reversal of ECL on account of recovery	(23.49)	53.27	9.58	-	39.36	(250.71)	50.28	275.24	-	74.81
Amounts written off	-	-	(4.56)	-	(4.56)	-	-	-	-	-
ECL Allowance - Closing Balance	147.47	446.30	348.38	-	942.15	82.26	52.56	281.42	-	416.24

Auxilo Finserve Private Limited
Notes to the financial statements for the year ended March 31, 2022

(Currency : Indian Rupees in lakhs)

40. Financial Risk Management

40.A Credit Risk (Continued)

f) Cash and cash equivalents

	As at March 31, 2022	As at March 31, 2021
Cash and cash equivalents	8,413.10	12,894.34

The Company maintains its Cash and cash equivalents and Bank deposits with banks having low credit risk as per the bank's external credit ratings and also reviews their credit-worthiness on an on-going basis. The Company has provided for expected credit losses on its exposure on balances with banks and fixed deposits.

g) Collateral held

The Company generally accepts bank deposits and real estate as collaterals in the case of secured loans. The Company's exposure between secured and unsecured is as follows:

Particulars	Principal type of collateral held	As at March 31, 2022	As at March 31, 2021
Loans to students (B2C)	Property and Fixed deposits	24.71%	39.51%
Loans to educational institutions (B2B)	Property	100.00%	100.00%

h) Inputs, assumptions, techniques used for estimating impairment

The Company has applied a three-stage approach to measure expected credit losses (ECL) on debt instruments accounted for at amortised cost and FVOCI. Assets migrate through following three stages based on the changes in credit quality since initial recognition:

Stage 1: 12- months ECL: For exposures where there is no significant increase in credit risk since initial recognition and that are not credit-impaired upon origination, the portion of the lifetime ECL associated with the probability of default events occurring within the next 12- months is recognized.

Stage 2: Lifetime ECL, not credit-impaired: For credit exposures where there has been a significant increase in credit risk since initial recognition but are not credit-impaired, a lifetime ECL is recognized.

Stage 3: Lifetime ECL, credit-impaired: Financial assets are assessed as credit impaired upon occurrence of one or more events that have a detrimental impact on the estimated future cash flows of that asset. For financial assets that have become credit-impaired, a lifetime ECL is recognized and interest revenue is calculated by applying the effective interest rate to the amortised cost.

Determining Significant Increase in Credit Risk (SICR)

To determine if the risk of default of a financial instrument has increased significantly since initial recognition, the current risk of default at the reporting date compared with the risk of default at initial recognition. Assessment of whether there has been a significant increase in credit risk required at each reporting date.

All restructured facilities (where restructuring is done on account of decrease in credit worthiness) shall be classified as stage 2 for a minimum period of 12 months from the date of restructuring.

Stage 1

As soon as a financial instrument originates or purchased, it is categorized as Stage 1. This is applicable across all the loan facilities and bank balances.

Stage 2

In making this assessment, the Company considers both quantitative and qualitative information that is reasonable and supportable, including historical experience that is available without undue cost or effort.

The Company assumes that the credit risk on a financial asset has increased significantly if it is:

- 1) More than 30 days past due
- 2) Fall in CIBIL scores more than a certain threshold as specified in its policy (Applicable for Education Loans)

Stage 3

Stage 2 to Stage 3: Facilities in which any instalment or partial instalment is outstanding for a period of more than 90 days read with extended RBI guidelines dated November 12, 2021.

(Currency : Indian Rupees in lakhs)

40. Financial Risk Management

40.A Credit Risk (Continued)

Balances with banks:

Following is the staging criteria for investments:

- (i) For facilities with rating grade AAA to B, three notch downgrades (without modifiers) shall be taken as stage 2
- (ii) Any financial instrument with rating grade CCC or below classified as Stage 2 at origination.

Assessment of reduction in Credit Risk -

An asset can move into and out of the lifetime expected credit losses category (Stage 2 and 3) based on a predefined pattern obtained from the historical default rates or delinquency status of account across various internal rating grades, products or sectors.

Transitioning from Stage 2 to Stage 1:

Credit exposures transition back from stage 2 to stage 1 when the credit quality of the credit facility shows significant improvement. Primarily, when factors that previously triggered an exposure moving to Stage 2 no longer meet, such exposures move back to Stage 1 and a 12-month ECL measured instead of Lifetime ECL.

For EL portfolio

In any subsequent reporting quarters, if the scores improve by at least 50% of the fall in the CIBIL scores(i.e. the score basis which the customer was moved to Stage 2) the customer will be upgraded back to Stage 1.

Transitioning from Stage 3 to Stage 2/Stage 1:

A Customer's loan account that has moved to stage 3 (i.e. more than 90 days DPD) and the customer subsequently pays as under:

1) Partial payment of overdue is paid to customer: Customer's loan account will be in stage 3 till the customer clears off the entire overdue in its account.

2) Full amount of overdue is made by the customer: Customer's loan account will be moved from stage 3 to stage 2 on payment made to them. The account shall be upgraded to stage 1 if there is zero DPD in the account for a continuous period of 3 months.

For Customer's loan account that move from Stage 1 to stage 2(i.e. regular over dues more than 30 days but where DPD has never crossed 90 days) and subsequently customer pays the overdue amount the loan account will be upgraded to stage 1 immediately.

The key inputs into the measurement of ECL are the term structure of the following variables:

- Probability of defaults (PDs)
- Loss given default (LGD)
- Exposure at default (EAD) i.e. the total expected exposure in the event of a default.

Probability of default (PD)

The Probability of Default defines the probability that the borrower will default on its obligations in the future. Ind AS 109 requires the use of separate PDs for:

1. Stage 1, i.e., 12-month duration
2. Stage 2, i.e., Lifetime but not credit impaired
3. Stage 3, i.e., Lifetime and credit impaired

Loss Given Default (LGD)

During the previous year, LGD was calculated as per the Basel II guidelines by first classifying collateral as per eligible criteria and then applying appropriate LGD % to each collateral type. Collaterals were verified against the threshold criteria, post clearance of the threshold criteria collateral, capping is calculated against the given loan portfolio.

During the current year, the company has assessed the LGD based on the performance of the portfolio. LGD represents recovery from default assets. For Students loans and Education Institution loans which are secured by financial and property related collaterals, LGD is calculated based on the value of respective collaterals. Minimum LGD of 20% is applied for these loans.

Financial collateral like fixed deposits is liquid collateral in nature, so the value of collateral is equivalent to fair value for purpose of computation of LGD.

In case collateral being property, the fair value of collateral is determined based on the distressed value/realizable value of the property. The difference between the market value of collateral and the distressed value/realizable value of the property is considered as haircut and the same is applied on the market value of collateral to arrive at fair value of collateral.

Unsecured portfolio: In case of loan portfolios with no collateral (unsecured), LGD of 65% is applied.

(Currency : Indian Rupees in lakhs)

40. Financial Risk Management

40.A Credit Risk (Continued)

The Company measures the amount of ECL on a financial instrument in a way that reflects an unbiased and probability-weighted amount. The Company considers its historical loss experience and adjusts the same for current observable data. The key inputs into the measurement of ECL are the probability of default, loss given default and exposure at default. These parameters are derived from the Company's internally developed statistical models and other historical data. In addition, the Company uses reasonable and supportable information on future economic conditions including macroeconomic factors such as gross domestic product, unemployment rate and consumer price index. Since incorporating these forward looking information increases the judgment as to how the changes in these macroeconomic factor will affect ECL, the methodology and assumptions are reviewed regularly. The following table presents the key macroeconomic indicators used for the purposes of measurement of ECL in the periods presented.

i) Macro economic indicator	As at March 31, 2022	As at March 31, 2021
GDP growth	8.75%	12.50%
CPI-India	5.66%	-
CPI-USA	5.43%	-
Unemployment-USA	4.90%	-

j) ECL Sensitivity to change in PD rates due to change in Macro economic Factors

Macro economic factors	March 31, 2022	
	improved by 10%	worsen by 10%
GDP growth	(10.75)	12.44
CPI-India	(2.35)	2.62
CPI-USA	(4.57)	4.06
Unemployment-USA	(4.36)	4.99

Macro economic factors	March 31, 2021	
	improved by 10%	worsen by 10%
GDP growth#	(19.59)	25.25

CPI India and USA and unemployment-USA is considered from current year.

Auxilo Finserve Private Limited
Notes to the financial statements for the year ended March 31, 2022

(Currency : Indian Rupees in lakhs)

40. Financial Risk Management
40.B Liquidity risk

Liquidity risk is the risk that the Company will not be able to meet its financial obligations as they become due. The Company manages liquidity risk by maintaining adequate cash and bank balances. In addition to own funds, borrowings from banks and corporates are considered as important sources of funds to finance lending to customers. The Company continuously monitors forecast and actual cash flows by matching the maturity profiles of financial assets and liabilities.

The below table analyses the Company's financial liabilities and financial assets into relevant maturity groupings based on the remaining period as at the reporting date to the contractual maturity date.

As at March 31, 2022

Particulars	Total	Contractual cash flows							
		Up to 1 month	Over 1 month to 2 months	Over 2 months to 3 months	3 to 6 months	6 to 12 months	1 year to 3 year	3 - 5 years	More than 5 years
Financial liabilities									
Debt securities	13,866.39	9.78	-	798.56	993.41	416.67	11,647.98	-	-
Borrowings (other than debt securities)	31,803.39	1,630.31	512.71	1,037.64	2,186.23	4,387.74	14,996.56	5,397.04	1,655.16
Lease Liabilities	231.37	15.00	14.66	14.79	25.16	36.11	28.48	38.68	58.49
Other financial liabilities	1,168.03	-	9.71	-	430.17	-	-	-	728.15
Total	47,069.18	1,655.09	537.08	1,850.99	3,634.97	4,840.52	26,673.02	5,435.72	2,441.80

Particulars	Total	Contractual cash flows							
		Up to 1 month	Over 1 month to 2 months	Over 2 months to 3 months	3 to 6 months	6 to 12 months	1 year to 3 year	3 - 5 years	More than 5 years
Financial assets									
Cash and cash equivalents	8,413.10	8,413.10	-	-	-	-	-	-	-
Bank balance other than cash and cash equivalents above	665.80	503.85	-	26.73	2.97	-	-	132.25	-
Trade receivables	31.02	31.02	-	-	-	-	-	-	-
Loans	75,987.28	918.93	921.20	923.98	2,821.32	5,783.09	24,608.85	27,572.17	12,437.74
Other Financial Assets	90.59	1.35	0.98	-	34.03	32.41	8.72	-	13.10
Total	85,187.79	9,868.25	922.18	950.71	2,858.32	5,815.50	24,617.57	27,704.42	12,450.84

Auxilo Finserve Private Limited
Notes to the financial statements for the year ended March 31, 2022

(Currency : Indian Rupees in lakhs)

40. Financial Risk Management
40.B Liquidity risk (Continued)

As at March 31, 2021

Particulars	Contractual cash flows								
	Total	Up to 1 month	Over 1 month to 2 months	Over 2 months to 3 months	3 to 6 months	6 to 12 months	1 year to 3 year	3 - 5 years	More than 5 years
Financial liabilities									
Debt securities	11,933.40	5.27	-	798.56	184.59	1,138.70	9,485.45	320.83	-
Borrowings (other than debt securities)	16,608.82	511.49	277.43	340.28	1,118.99	2,449.66	9,532.62	2,034.64	343.71
Lease Liabilities	267.61	13.11	13.30	13.42	40.96	86.02	100.80	-	-
Other financial liabilities	763.59	-	135.08	-	-	1.70	-	-	626.81
Total	29,573.42	529.87	425.81	1,152.26	1,344.54	3,676.08	19,118.87	2,355.47	970.52
Financial assets									
Cash and cash equivalents	12,894.34	5,886.01	1,502.42	5,505.91	-	-	-	-	-
Bank balance other than cash and cash equivalents above	125.05	-	-	-	-	-	-	125.05	-
Trade receivables	41.25	-	-	41.25	-	-	-	-	-
Loans	52,987.58	648.77	647.51	650.34	1,998.10	4,245.88	18,243.92	14,983.13	11,569.93
Other financial assets	79.23	-	1.01	-	-	-	76.59	-	1.63
Total	66,127.45	6,534.78	2,150.94	6,197.50	1,998.10	4,245.88	18,320.51	15,108.18	11,571.56

Note- For financial liabilities undiscounted cash flows have been provided

40.C Market risk

Market risk is the risk that changes in market prices and is exposed to risks such as

- Currency risk
- Prepayment risk
- Interest rate risk

which will affect the Company's income. The objective of market risk management is to manage and control market risk exposures within acceptable parameters, while optimising the return.

a) Currency risk

The Company's operating currency is Indian Rupees (INR) only and not exposed to foreign currency risk.

b) Prepayment Risk

Prepayment risk is the risk that the Company will incur a financial loss because its customers and counterparties repay or request repayment earlier than expected particularly in case of fixed rate loans when interest rates fall.

Most of the financial assets are at floating rates of interest, however there are financial liabilities which are having fixed interest rates. The Company is exposed to prepayment risk in term of fixed interest rate liability. Please refer to interest rate risk section for prepayment risk on account of fixed rate liabilities.

Auxilo Finserve Private Limited
Notes to the financial statements for the year ended March 31, 2022

(Currency : Indian Rupees in lakhs)

40. Financial Risk Management

40.C Market risk (Continued)

c) Interest rate risk

Interest rate risk arises from the possibility that changes in interest rates will affect the fair value or cash flows of the financial assets and financial liabilities. Normally, the Company's business is exposed to interest rate risk as a result of mismatches or gaps in the amounts of assets and liabilities and off-balance-sheet instruments that mature or reprice in a given period. In order to manage/mitigate interest rate risk, the Company has defined Interest Rate Sensitive Gap tolerance limits for each time bucket which is approved by the Board. Further, the Company undertakes Net Interest Income (NII) analysis to assess the impact of changes in interest rate on the earnings of the Company. The Interest Rate Sensitivity (IRS) gaps are monitored by ALCO on monthly basis.

The table below details the exposure of the Company to interest rate risk

	As at March 31, 2022	As at March 31, 2021
Fixed rate instruments		
Financial Assets	9,200.80	13,140.43
Financial Liabilities	(3,804.65)	(4,763.27)
Floating rate instruments		
Financial Assets	76,929.44	53,403.82
Financial Liabilities	(43,264.54)	(24,810.15)

Fair value sensitivity analysis for fixed-rate instruments

The Company does not account for any fixed-rate financial assets or financial liabilities at fair value through profit or loss. Therefore, a change in interest rates at the reporting date would not affect profit or loss.

Cash flow sensitivity analysis for variable-rate instruments

A reasonably possible change of 100 basis points in interest rates at the reporting date would have increased (decreased) profit or loss by the amounts shown below. This analysis assumes that all other variables, in particular foreign currency exchange rates, remain constant.

	For the year ended March 31, 2022	For the year ended March 31, 2021
Cash Flow Sensitivity (Variable rate instruments (net))		
Decrease by 100 bps:	(336.65)	(285.94)
Increase by 100 bps:	336.65	285.94

The risk estimates provided assume a parallel shift of 100 basis points interest rate across all yield curves. This calculation also assumes that the change occurs at the balance sheet date and has been calculated based on risk exposures outstanding as at that date. The year end balances are not necessarily representative of the average debt outstanding during the period.

Auxilo Finserve Private Limited
Notes to the financial statements for the year ended March 31, 2022

(Currency : Indian Rupees in lakhs)

41 Maturity analysis of assets and liabilities

The table below shows an analysis of assets and liabilities analysed according to when they are expected to be recovered or settled.

Particulars	As at March 31, 2022			As at March 31, 2021		
	Within 12 months	After 12 months	Total	Within 12 months	After 12 months	Total
I Assets						
A. Financial assets						
a) Cash and cash equivalents	8,413.10	-	8,413.10	12,894.34	-	12,894.34
b) Other Bank balances	533.55	132.25	665.80	-	125.05	125.05
c) Trade receivables	31.02	-	31.02	41.25	-	41.25
d) Loans	11,368.52	64,618.76	75,987.28	8,190.60	44,796.98	52,987.58
e) Other financial assets	68.77	21.82	90.59	1.01	78.22	79.23
B. Non-financial assets						
a) Current tax assets (net)	-	65.43	65.43	-	97.55	97.55
b) Deferred tax assets (Net)	-	305.48	305.48	-	128.05	128.05
c) Property, plant and equipment	-	105.38	105.38	-	123.59	123.59
d) Right of use asset	100.38	112.36	212.74	156.21	87.90	244.11
e) Intangible assets under development	-	123.23	123.23	-	-	-
f) Other intangible assets	-	88.33	88.33	-	93.43	93.43
g) Other non-financial assets	180.91	8.71	189.62	131.52	7.21	138.73
Total Assets	20,696.25	65,581.75	86,278.00	21,414.93	45,537.98	66,952.91
II Liabilities						
A. Financial liabilities						
a) Debt securities	2,218.41	11,647.98	13,866.39	2,127.12	9,806.28	11,933.40
b) Borrowings (other than debt securities)	9,754.63	22,048.76	31,803.39	4,697.85	11,910.97	16,608.82
c) Lease liabilities	105.72	125.66	231.38	166.81	100.80	267.61
d) Other financial liabilities	439.88	728.15	1,168.03	136.78	626.81	763.59
B. Non-financial Liabilities						
a) Provisions	15.56	111.40	126.96	5.74	72.17	77.91
b) Other non-financial liabilities	66.23	112.01	178.24	34.53	14.07	48.60
Total Liabilities	12,600.43	34,773.96	47,374.39	7,168.83	22,531.10	29,699.93

Auxilo Finserve Private Limited
Notes to the financial statements for the year ended March 31, 2022

(Currency : Indian Rupees in lakhs)

42. Capital Management

The primary objectives of the capital management policy is to ensure that the Company continuously complies with capital requirements required by regulator, maintains strong credit ratings and healthy capital ratios in order to support its business and to maximise shareholder value.

The Company manages its capital structure and makes adjustments to it according to changes in economic conditions and the risk characteristics of its activities. In order to fund growth or comply with regulatory capital requirement, Company depends on internal accrual or may raise additional capital. Company may adjust the amount of dividend payment to shareholders, return capital to shareholders.

No changes have been made to the objectives, policies and processes from the previous years, however the same is constantly reviewed by the Board.

For Capital-to-Risk Weighted Assets (CRAR) as required by Regulator- Refer Note 47.1

43. Net debt reconciliation

- a) This section sets out the change in the liabilities or movement in net debt during the year arising from financing activities i.e. receipt / repayment of debts, other borrowing and related finance cost.

	As at March 31, 2022	As at March 31, 2021
Cash and cash equivalents	8,413.17	12,894.66
Bank balances other than cash and cash equivalents (including interest receivable)	665.91	125.15
Debt securities (including interest accrued)	13,866.39	11,933.40
Borrowings other than debt securities (including interest accrued)	31,803.39	16,608.82
Net Debt	36,590.70	15,522.41

- b) **Movement in Net Debt during the year**

	Financial Assets		Liabilities from financing activities		Total
	Cash and cash equivalents	Bank balances other than cash and cash equivalents	Debt securities	Borrowings other than debt securities	
Net debt as at March 31, 2021	12,894.66	125.15	11,933.40	16,608.82	15,522.41
Cashflows inflows	16,143.51	540.76	3,300.00	23,300.00	9,915.73
Cashflows outflows	20,625.00	-	1,537.16	8,254.29	(10,833.55)
Interest expense	-	-	1,371.62	1,860.86	3,232.48
Interest paid during the year	-	-	1,201.47	1,712.00	2,913.47
Net debt as at March 31, 2022	8,413.17	665.91	13,866.39	31,803.39	36,590.70
Net debt as at March 31, 2020	12,286.56	118.00	2,482.75	22,452.26	12,530.45
Cashflows inflows	2,771.52	7.15	11,628.06	1,969.94	10,819.33
Cashflows outflows	2,163.42	-	2,916.67	7,947.75	8,701.00
Interest expense	-	-	1,028.74	2,150.64	3,179.38
Interest paid during the year	-	-	289.48	2,016.27	2,305.75
Net debt as at March 31, 2021	12,894.66	125.15	11,933.40	16,608.82	15,522.41

(Currency : Indian Rupees in lakhs)

44. Transfer of Financial Assets

Transferred financial assets that are not derecognised in their entirety - Securitisation

The Company has transferred a pool of loan receivables backed by underlying assets by entering into securitisation transactions with the Special Purpose Vehicle Trusts (SPV Trust) for consideration received in cash at the inception of the transaction.

The Company, being Originator of these loan receivables, also acts as Servicer with a responsibility of collection of receivables from its borrowers and depositing the same in Collection and Pay out Account maintained by the SPV Trust for making scheduled pay outs to the investors in Pass Through Certificates (PTCs) issued by the SPV Trust. These securitisation transactions also requires the Company to provide for first loss credit enhancement in various forms, such as cash collateral, over collateral of Pool principal and excess interest spread (EIS) as credit support in the event of shortfall in collections from underlying loan contracts. By virtue of existence of credit enhancement, the Company is exposed to credit risk, being the expected losses that will be incurred on the transferred loan receivables to the extent of the credit enhancement provided.

In view of the above, the Company has retained substantially all the risks and rewards of ownership of the financial asset and thereby does not meet the derecognition criteria as set out in Ind-AS 109. Consideration received in this transaction is presented as 'Borrowing under Securitisation' under Note 14

The following table provide a summary of financial assets that have been transferred in such a way that part or all of the transferred financial assets do not qualify for derecognition, together with the associated liabilities:

Particulars	As at March 31, 2022	As at March 31, 2021
Assignment		
Carrying amount of transferred assets measured at amortised cost	1,222.85	1,677.16
Carrying amount of associated liabilities (Debt securities - measured at amortised cost)*	909.70	1,538.62
Fair value of assets	1,222.85	1,677.16
Fair value of associated liabilities	943.22	1,589.97
Net position at Fair Value	279.63	87.19

* inclusive of EIR impact

45. Utilisation of funds

No funds have been advanced or loaned or invested (either from borrowed funds or share premium or any other sources or kind of funds) by the Company to or in any other person(s) or entity(ies), including foreign entities ("Intermediaries") with the understanding, whether recorded in writing or otherwise, that the Intermediary shall lend or invest in party identified by or on behalf of the Company (Ultimate Beneficiaries).

The Company has not received any fund from any party(s) (Funding Party) with the understanding that the Company shall whether, directly or indirectly lend or invest in other persons or entities identified by or on behalf of the Company ("Ultimate Beneficiaries") or provide any guarantee, security or the like on behalf of the Ultimate Beneficiaries.

46. Events after reporting date

There have been no major events which will cause changes to any numbers reported in the financial statements.

Auxilo Finserve Private Limited
Notes to the financial statements for the year ended March 31, 2022

(Currency : Indian Rupees in lakhs)

47. Regulatory disclosures - RBI

The following additional information is disclosed in the terms of Master Direction - Non-Banking Financial Company - Systemically Important Non-Deposit taking Company and Deposit taking Company (Reserve Bank) Directions, 2016 issued vide Master Direction DNBR. PD. 008/03.10.119/2016-17 dated September 01, 2016 as amended.

The additional disclosure notes required by the Reserve Bank of India (RBI) are prepared under Indian Accounting Standards (Ind AS) issued by Ministry of Corporate Affairs (MCA), unless otherwise stated.

47.1 Ratios

	As at March 31, 2022	As at March 31, 2021
CRAR (%)	47.84%	67.01%
CRAR - Tier I capital (%)	47.11%	66.27%
CRAR - Tier II Capital (%)	0.73%	0.74%
Amount of Subordinated debt raised as tier II capital	-	-
Amount raised by issue of perpetual debt instruments	-	-
Liquidity Coverage Ratio*	Not applicable	Not applicable

*The Company is not required provide disclosure of Liquidity Coverage Ratio (LCR) as per RBI circular RBI/2019-20/88 DOR.NBFC (PD) CC. No.102/03.10.001/2019-20 dated November 04, 2019 since the aforesaid circular is applicable on the NBFCs with asset size of Rs. 5,000 crore. The company is not falling within the given criteria and hence disclosure of LCR is not made.

47.2 Investments

The Company has Nil investments as on March 31, 2022 and March 31, 2021.

47.3 Derivatives

The Company has not entered into any forward rate agreements, interest rate swaps, exchange traded interest rate derivatives.

47.4 Asset liability management

(A) Maturity pattern of certain items of assets and liabilities As at March 31, 2022

A.i	Assets			
	Loans	Investments	Fixed Deposits	Foreign Currency Assets
1 day to 7 days	168.39	-	3,009.73	-
8 day to 14 days	302.18	-	-	-
15 day to 30/31 days (One month)	448.37	-	5,000.37	-
Over One months to 2 months	921.20	-	-	-
Over 2 months up to 3 months	923.98	-	26.73	-
Over 3 months to 6 months	2,821.32	-	2.97	-
Over 6 months to 1 year	5,783.09	-	-	-
Over 1 year to 3 years	24,608.85	-	-	-
Over 3 years to 5 years	27,572.17	-	132.25	-
Over 5 years	12,437.74	-	-	-
	75,987.28	-	8,172.05	-

A.ii	Liabilities		
	Borrowings and Debt Securities	Deposits #	Foreign Currency Liabilities
1 day to 7 days	1,000.00	-	-
8 day to 14 days	20.83	-	-
15 day to 30/31 days (One month)	619.26	-	-
Over One months to 2 months	512.71	-	-
Over 2 months up to 3 months	1,836.20	-	-
Over 3 months to 6 months	3,179.64	-	-
Over 6 months to 1 year	4,804.41	-	-
Over 1 year to 3 years	26,644.54	-	-
Over 3 years to 5 years	5,397.04	-	-
Over 5 years	1,655.16	-	-
	45,669.78	-	-

Auxilo Finserve Private Limited
Notes to the financial statements for the year ended March 31, 2022

(Currency : Indian Rupees in lakhs)

47. Regulatory disclosures - RBI

(B) Maturity pattern of certain items of assets and liabilities As at March 31, 2021

B.i	Assets			
	Loans	Investments	Fixed Deposits	Foreign Currency Assets
1 day to 7 days	119.82	-	5,300.32	-
8 day to 14 days	203.85	-	-	-
15 day to 30/31 days (One month)	325.10	-	-	-
Over One months to 2 months	647.51	-	1,502.42	-
Over 2 months up to 3 months	650.34	-	5,505.91	-
Over 3 months to 6 months	1,998.10	-	-	-
Over 6 months to 1 year	4,245.88	-	-	-
Over 1 year to 3 years	18,243.92	-	-	-
Over 3 years to 5 years	14,983.13	-	125.05	-
Over 5 years	11,569.93	-	-	-
	52,987.58	-	12,433.70	-
B.ii	Liabilities			
	Borrowings and Debt Securities	Deposits#	Foreign Currency Liabilities	
1 day to 7 days	-	-	-	
8 day to 14 days	-	-	-	
15 day to 30/31 days (One month)	516.76	-	-	
Over One months to 2 months	277.43	-	-	
Over 2 months up to 3 months	1,138.84	-	-	
Over 3 months to 6 months	1,303.58	-	-	
Over 6 months to 1 year	3,588.36	-	-	
Over 1 year to 3 years	19,018.07	-	-	
Over 3 years to 5 years	2,355.47	-	-	
Over 5 years	343.71	-	-	
	28,542.22	-	-	

This pertains to inter corporate deposits

47.5 Exposures

The Company has Nil exposure to residential mortgages, commercial real estate, investments in mortgage backed securities (MBS) and other securitised exposures and capital markets as on as on March 31, 2022 and March 31, 2021.

47.6 Details of financing of parent Company products:

Details of financing of parent Company products: Nil (Previous year : Nil)

47.7 Details of single borrower limit and borrower group limit exceeded by the Company:

During the year ended March 31, 2022 and March 31, 2021 the Company's credit exposure to single borrowers and group borrowers were within the limits prescribed by the RBI."

Auxilo Finserve Private Limited
Notes to the financial statements for the year ended March 31, 2022

(Currency : Indian Rupees in lakhs)

47. Regulatory disclosures - RBI

47.8 Unsecured advances

The portfolio of Company include unsecured loans. Details of loans are provided in Note 6.

During the year, the Company has not given any advance against collateral of rights, licenses, authority, etc. (Previous year- Nil).

47.9 Registration obtained from other financial sector regulators

The Company is registered with following other financial sector regulators (Financial regulators as described by Ministry of Finance):

- i) Ministry of Corporate Affairs
- ii) Securities and Exchange Board of India (SEBI)

47.10 During the year the Company have paid penalties of INR 0.55 lakhs for non disclosure of nature and extent of security as per regulation 54(2) along with audited financial results (Previous year- Nil).

47.11 Related party transactions

All material transactions with related parties are reflected in Note - 36

47.12 Details of transaction with non executive directors - Rs. Nil (Previous year - Rs. Nil)

Non-Executive Directors have no pecuniary relationship with the Company, except receiving sitting fees for the meetings attended.

47.13 Provisions and contingencies

	As at March 31, 2022	As at March 31, 2021
Breakup of provisions and contingencies shown under the head other expenses in the Statement of Profit and loss		
Provision towards Stage 3	66.96	281.42
Provision made towards tax expenses	243.22	357.06
Provision for Stage 1/Stage 2 Assets including restructured and others	458.71	(203.38)
Provision for Stage 1 other financial assets	(0.25)	-
Other Provision and Contingencies *	169.25	174.30
*Other provisions and contingencies		
Provision for gratuity expense	18.71	16.17
Provision for compensated absences	11.72	17.36
Provision for ESOP	138.82	140.77
Total	169.25	174.30

47.14 Draw down from reserves

During the current year the Company has not drawn from any reserve. (Previous year : Nil)

47.15 Concentration of deposits, advances, exposures and NPA assets

	As at March 31, 2022	As at March 31, 2021
A. <u>Concentration of advances</u>		
Total Advances to twenty largest borrowers	7,567.96	7,654.26
% of Advances to twenty largest borrowers to Total Advances	9.84%	14.33%
B. <u>Concentration of exposures</u>		
Total Exposures to twenty largest borrowers / Customers	7,640.46	7,743.06
% of Exposures to twenty largest borrowers / Customers to Total Advances	9.93%	14.50%
C. <u>Concentration of NPA Advances</u>		
Total Exposures to top Four NPA Assets	1,079.62	694.73

Auxilo Finserve Private Limited
Notes to the financial statements for the year ended March 31, 2022

(Currency : Indian Rupees in lakhs)

47. Regulatory disclosures - RBI

D. Sector-wise NPA Assets

Sectors	% of NPA assets to Total Advances in that sector	
	As at March 31, 2022	As at March 31, 2021
Agriculture and allied activities	0.00%	0.00%
MSME	0.00%	0.00%
Corporate borrowers	0.00%	0.00%
Services	0.00%	0.00%
Unsecured loans - Bill discounting	0.00%	0.00%
Auto loans	0.00%	0.00%
Other loans	1.62%	1.31%

E. Concentration of deposits

The Company is a Non Deposit Accepting Systemically Important NBFC. Accordingly, the Company has not accepted any deposits during the current and previous year. Also there are no outstanding deposits from earlier years (Previous Year : Nil).

47.16 Movement in non-performing assets (NPAs)

The following table sets forth, for the years indicated, the details of movement of Stage 3 assets net of provision (Also refer note 6)

	As at March 31, 2022	As at March 31, 2021
(i) Net NPAs to net advances (%)	1.18%	0.79%
(ii) Movement of NPAs (gross)		
(a) Opening balance	701.74	-
(b) Additions during the year	600.97	701.74
(c) Reductions during the year	(55.71)	-
(d) Closing balance	1,247.00	701.74
(iii) Movement of net NPAs		
(a) Opening balance	420.32	-
(b) Additions during the year	512.21	420.32
(c) Reductions during the year	(33.91)	-
(d) Closing balance	898.62	420.32
(iv) Movement of provisions for NPAs (excluding provision on standard assets)		
(a) Opening Balance	281.42	-
(b) Additions during the year	88.77	281.42
(c) Write off/ write back of excess provision	(21.80)	-
(d) Closing balance	348.39	281.42

47.17 Customer complaints

	For the year ended March 31, 2022	For the year ended March 31, 2021
i) No. of complaints pending at the beginning of the year	0	0
ii) No. of complaints received during the year	15	51
iii) No. of complaints redressed during the year	15	51
iv) No. of complaints pending at the end of the year	0	0

47.18 Rating assigned by credit rating agencies and migrations of ratings during the year

Instrument Rating:

CRISIL:

Long Term debt instruments and long-term bank facilities: CRISIL A/Stable
Long Term debt instruments and Non-Convertible Debentures: CRISIL A/Stable
Short term debt instruments and short-term bank facilities: CRISIL A1

CARE:

Long Term debt instruments and long-term bank facilities: Upgraded to CARE A; Stable (Previous Rating CARE A-; Stable)
Long Term debt instruments and Non-Convertible Debentures: Upgraded to CARE A; Stable (Previous Rating CARE A-; Stable)
Market linked debentures: Upgraded to CARE PP- MLD A; Stable (Previous Rating CARE A-; Stable)

Auxilo Finserve Private Limited
Notes to the financial statements for the year ended March 31, 2022

(Currency : Indian Rupees in lakhs)

47. Regulatory disclosures - RBI

47.19 Disclosures relating to assignment and securitisation

47.19.1 The Company has not entered into any securitisation transactions during the current year. (Previous year : Refer note below)

No.	Particulars	As at March 31, 2022	As at March 31, 2021
1	No of SPVs sponsored by the NBFC for securitisation transactions	1	1
2	Total amount of securitised assets as per books of the SPVs sponsored by the NBFC	1,432.78	1,955.73
3	Total amount of exposures retained by the NBFC to comply with MRR as on the date of	-	-
	(a) Off-Balance Sheet exposures		
	First loss	-	-
	Others	-	-
	(b) On-Balance Sheet exposures		
	First loss	117.34	117.34
	Others	293.36	293.36
4	Amount of exposures to securitisation transactions other than MRR	-	-
	(a) Off-Balance Sheet exposures		
	(i) Exposure to own securitisations		
	First loss	-	-
	Others	-	-
	(ii) Exposure to third party securitisations		
	First loss	-	-
	Others	-	-
	(b) On-Balance Sheet exposures		
	(i) Exposure to own securitisations		
	First loss	-	-
	Others	-	-
	(ii) Exposure to third party securitisations		
	First loss	-	-
	Others	-	-

47.19.2 Outstanding amount of assigned assets as per books of the Special Purpose Vehicle sponsored

The Company has not entered into any assignment transactions during the current year. (Previous year : Nil).

47.19.3 Details of financial assets sold to securitisation/reconstruction Company for asset reconstruction

The Company has not sold any financial assets to securitisation/reconstruction Company for asset reconstruction during the year ended March 31, 2022 and March 31, 2021.

47.20 Details of non-performing financial assets purchased / sold by the Company

The Company has neither purchased nor sold non performing assets during the year ended March 31, 2022 and March 31, 2021.

Auxilo Finserve Private Limited
Notes to the financial statements for the year ended March 31, 2022

(Currency : Indian Rupees in lakhs)

47. Regulatory disclosures - RBI

47.21 Comparison of Regulatory Provision for NPA and Impairment Provision as per Ind AS
As at March 31, 2022

Asset Classification						
as per RBI Norms	as per Ind AS 109	Gross Carrying Amount as per Ind AS	Loss Allowances (Provisions) as required under Ind AS 109	Net Carrying Amount	Provisions required as per IRACP norms	Difference between Ind AS 109 provisions and IRACP norms
Performing						
Standard	Stage-1	70,312.44	147.47	70,164.97	304.56	(157.09)
	Stage-2	5,370.00	446.30	4,923.70	166.95	279.35
Sub total		75,682.44	593.77	75,088.67	471.51	122.26
Non Performing Assets (NPA)						
Substandard	Stage-3	518.60	123.27	395.33	52.70	70.57
Doubtful						
up to 1 year	Stage-3	728.41	225.11	503.30	146.91	78.20
1 to 3 Years	Stage-3	-	-	-	-	-
More than 3 years	Stage-3	-	-	-	-	-
Sub total for Doubtful		728.41	225.11	503.30	146.91	78.20
Loss	Stage-3	-	-	-	-	-
Subtotal for NPA		1,247.01	348.38	898.63	199.61	148.77
Other items	Stage-1	-	-	-	-	-
Other items	Stage-2	-	-	-	-	-
Other items	Stage-3	-	-	-	-	-
Total	Stage-1	70,312.44	147.47	70,164.97	304.56	(157.09)
	Stage-2	5,370.00	446.30	4,923.70	166.95	279.35
	Stage-3	1,247.01	348.38	898.63	199.61	148.77
	Total	76,929.45	942.15	75,987.30	671.12	271.03

As at March 31, 2021

Asset Classification						
as per RBI Norms	as per Ind AS 109	Gross Carrying Amount as per Ind AS	Loss Allowances (Provisions) as required under Ind AS 109	Net Carrying Amount	Provisions required as per IRACP norms	Difference between Ind AS 109 provisions and IRACP norms
Performing						
Standard	Stage-1	52,138.58	82.26	52,056.32	209.66	(127.40)
	Stage-2	563.50	52.56	510.94	43.28	9.28
Sub total		52,702.08	134.82	52,567.26	252.94	(118.12)
Non Performing Assets (NPA)						
Substandard	Stage-3	701.74	281.42	420.32	70.95	210.47
Doubtful						
up to 1 year	Stage-3	-	-	-	-	-
1 to 3 Years	Stage-3	-	-	-	-	-
More than 3 years	Stage-3	-	-	-	-	-
Sub total for Doubtful		-	-	-	-	-
Loss	Stage-3	-	-	-	-	-
Subtotal for NPA		701.74	281.42	420.32	70.95	210.47
Other items	Stage-1	-	-	-	-	-
Other items	Stage-2	-	-	-	-	-
Other items	Stage-3	-	-	-	-	-
Total	Stage-1	52,138.58	82.26	52,056.32	209.66	(127.40)
	Stage-2	563.50	52.56	510.94	43.28	9.28
	Stage-3	701.74	281.42	420.32	70.95	210.47
	Total	53,403.82	416.24	52,987.58	323.89	92.35

Auxilo Finserve Private Limited
Notes to the financial statements for the year ended March 31, 2022

(Currency : Indian Rupees in lakhs)

47.22 Disclosure of Restructured Accounts

(as required by RBI guidelines under reference DNBS. CO. PD. No. 367 / 03.10.01 / 2013-14 dated January 23, 2014)

SI No	Type of Restructuring → Asset Classification → Details ↓		Standard	Sub Standard	Doubtful / Loss	Total
1	Restructured Accounts as on April 1 of the Financial Year (opening figures)	No. of borrowers Amount outstanding Provision thereon	6 424.29 43.08	- - -	- - -	6.00 424.29 43.08
2	Fresh restructuring during the year	No. of borrowers Amount outstanding* Provision thereon	23 1,455.65 151.05	- - -	- - -	23.00 1,455.65 151.05
3	Recovery	No. of borrowers Amount outstanding Provision thereon	- - -	- - -	- - -	- - -
4	Upgradations to restructured standard category during the Financial Year	No. of borrowers Amount outstanding Provision thereon	- - -	- - -	- - -	- - -
5	Restructured standard advances which cease to attract higher provisioning and / or additional risk	No. of borrowers Amount outstanding Provision thereon	(5.00) (390.95) (39.75)	- - -	- - -	(5.00) (390.95) (39.75)
6	Down gradations of restructured accounts during the Financial Year	No. of borrowers Amount outstanding Provision thereon	(1.00) (33.34) (3.33)	1.00 37.17 11.23	- - -	- 3.83 7.90
7	Write-offs of restructured accounts during the Financial Year	No. of borrowers Amount outstanding Provision thereon	- - -	- - -	- - -	- - -
8	Restructured Accounts as on March 31 of the Financial Year (closing figures) * Outstanding as on March 31, 2022	No. of borrowers Amount outstanding Provision thereon	23.00 1,455.65 151.05	1.00 37.17 11.23	- - -	24.00 1,492.82 162.28

One time restructuring

Details of resolution plan implemented under the "Resolution Framework for COVID-19 related Stress" dated August 6, 2020 and on "Resolution Framework - 2.0 : Resolution of COVID-19 related stress of individual and small businesses" dated May 05, 2021 are given below.

Type of borrower	Exposure to accounts classified as Standard consequent to implementation of resolution plan – Position as at September 30, 2021 (A)	Of (A), aggregate debt that slipped into NPA during the half-year	Of (A) amount written off during the half-year	Of (A) amount paid by the borrowers during the half year	Exposure to accounts classified as Standard consequent to implementation of resolution plan – Position as at March 31, 2022
Personal Loans	432.96	37.17	-	2.15	432.81
Corporate persons*	-	-	-	-	-
Of which, MSMEs	-	-	-	-	-
Others	-	-	-	-	-
Total	432.96	37.17	-	2.15	432.81

* As defined in Section 3(7) of the Insolvency and Bankruptcy Code, 2016

Auxilo Finserve Private Limited
Notes to the financial statements for the year ended March 31, 2022

(Currency : Indian Rupees in lakhs)

47. Regulatory disclosures - RBI

47.23 Disclosure on liquidity risk under RBI circular no. RBI/2019-20/88 DOR.NBFC (PD) CC. No.102/03.10.001/2019-20 dated November 04, 2019 on Liquidity Risk Management Framework for Non-Banking Financial Companies and Core Investment Companies from March 31, 2020 onwards

47.23.a Funding Concentration based on significant counterparty (borrowings, debt securities)

Particulars	As at March 31, 2022	As at March 31, 2021
No. of Significant Counterparties*	16	10
Amount (₹ in lakh)#	44,926.24	26,551.13
Percentage of funding concentration to total deposits	-	-
Percentage of funding concentration to total liabilities^	94.83%	89.40%

47.23.b Top 20 large deposits

Not applicable

47.23.c Top 10 Borrowings

Particulars		As at March 31, 2022	As at March 31, 2021
Total amount of top 10 borrowings (₹ in lakh)#	Banks	29,168.27	14,142.80
Percentage of amount of top 10 borrowings to total borrowings	Banks	63.87%	53.27%
Total amount of top 10 borrowings (₹ in lakh)#	Financial Institutions	1,653.24	1,125.00
Percentage of amount of top 10 borrowings to total borrowings	Financial Institutions	3.62%	4.24%
Total amount of top 10 borrowings (₹ in lakh)#	Non Convertible Debentures	13,866.39	11,283.33
Percentage of amount of top 10 borrowings to total borrowings	Non Convertible Debentures	30.36%	42.50%

47.23.d Funding concentration based on significant instrument / product:**

Particulars	As at March 31, 2022		As at March 31, 2021	
	₹ in lakh	% of Total liabilities ^	₹ in lakh	% of Total liabilities ^
a) Term loan	29,893.69	63.10%	13,677.83	46.05%
b) Working capital demand loan	1,000.00	2.11%	-	0.00%
c) Non convertible debentures	13,866.39	29.27%	11,283.33	37.99%
d) Securitisation payables	909.70	1.92%	1,589.97	5.35%

*Significant counterparty is defined as a single counterparty or group of connected or affiliated counterparties accounting in aggregate for more than 1% of the NBFC-NDSI's total liabilities.

**significant instrument / product is defined as a single instrument / product of group of similar instruments/products which in aggregate amount to more than 1% of the NBFC-NDSI's total liabilities.

^ Total Liabilities represents total liabilities as per balance sheet less total equity

All the above numbers are excluding notional Ind AS adjustments for previous year.

47.23.e Stock Ratios:

Particulars	As at March 31, 2022	As at March 31, 2021
i) Commercial Papers to Total Liabilities	Nil	Nil
ii) Commercial Papers to Total Assets	Nil	Nil
iii) Commercial Papers to Public funds	Nil	Nil
iv) NCD(Original Maturity < 1yrs.) to Total Liabilities	Nil	Nil
v) NCD(Original Maturity < 1yrs.) to Total Assets	Nil	Nil
vi) NCD(Original Maturity < 1yrs.) to Public funds	Nil	Nil
vii) Other Short Term Liabilities to Total Liabilities ##	1.15%	1.02%
viii) Other Short Term Liabilities to Total Assets ##	0.63%	0.45%
ix) Other Short Term Liabilities to Public funds ##	Nil	Nil

Other short term liabilities include all the financial liabilities maturing within next 12 months other than Commercial Paper and NCDs

Auxilo Finserve Private Limited
Notes to the financial statements for the year ended March 31, 2022

(Currency : Indian Rupees in lakhs)

47. Regulatory disclosures - RBI

47.23.f Institutional set-up for liquidity risk management:

The Company's Board of Directors assume the overall responsibility for management of liquidity risk.

Risk Management Committee ('RMC') shall have overall responsibility of evaluating liquidity risks faced by the entity and will act as per mandate of the Board in managing the liquidity risk and adherence to this framework through itself and the various sub-committees reporting into it.

Asset Liability Committee ('ALCO') reports into the RMC which in turn is supported by Asset Liability Management Support Group in managing the overall liquidity risk of the Company.

47.24 Overseas assets

The Company did not have any Joint Ventures and Subsidiaries abroad as at March 31, 2022 (March 31, 2021: Nil)

47.25 Reporting of Frauds

The Company has not reported any fraud during the current year (Previous year : Nil)

48. Wilful Defaulter

The Company has not been declared as wilful defaulter by any bank or financial institution or other lender.

49. Relationship with struck off Companies

The Company not had any transaction with companies struck off under section 248 of Companies Act, 2013 or section 560 of Companies Act, 1956.

50. Undisclosed Income

There are no transactions which are recorded in the books of accounts that has been surrendered or disclosed as income during the year in the tax assessments under the Income Tax Act, 1961.

51. Details of Crypto Currency or Virtual Currency

There are no trading or investment in Crypto currency or Virtual Currency during the financial year by the Company.

52. Previous year figures have been regrouped / reclassified to make them comparable with current reporting period.

As per our report of even date attached.

For Price Waterhouse Chartered Accountants LLP
Firm Registration No.: 012754N/N500016

For and on behalf of the Board of Directors
Auxilo Finserve Private Limited

Russell I Parera
Partner
Membership No. - 042190

Manish Chokhani
Director
DIN - 00204011

Neeraj Saxena
MD & CEO
DIN - 07951705

Harsha Saxena
Chief Financial Officer

Mumbai
May 19, 2022

Mumbai
May 19, 2022

Notes to the financial statements for the year ended March 31, 2022

Annexure -I

Schedule to the Balance Sheet of “Auxilio Finserve Private Limited” (as required in terms of paragraph 19 of Systemically Important Non-Banking Financial (Non- Deposit Accepting or Holding) Companies Prudential Norms (Reserve Bank) Directions, 2016

122

Auxilo Finserve Private Limited
Notes to the financial statements for the year ended March 31, 2022

(Currency : Indian Rupees in lakhs)

Annexure -I
Schedule to the Balance Sheet of “Auxilo Finserve Private Limited” (as required in terms of paragraph 19 of Systemically Important Non-Banking Financial (Non- Deposit Accepting or Holding) Companies Prudential Norms (Reserve Bank) Directions, 2016

(iii) Units of mutual funds	-	-	-	-	-	-
(iv) Government securities	-	-	-	-	-	-
(v) Others (please specify)	-	-	-	-	-	-
2. Unquoted						-
(i) Shares : (a) Equity	-	-	-	-	-	-
(b) Preference	-	-	-	-	-	-
(ii) Debentures and bonds	-	-	-	-	-	-
(iii) Units of mutual funds	-	-	-	-	-	-
(iv) Government securities	-	-	-	-	-	-
(v) Others (please specify)	-	-	-	-	-	-
Long term investments :						
1. Quoted						
(i) Shares : (a) Equity	-	-	-	-	-	-
(b) Preference	-	-	-	-	-	-
(ii) Debentures and bonds	-	-	-	-	-	-
(iii) Units of mutual funds	-	-	-	-	-	-
(iv) Government securities	-	-	-	-	-	-
(v) Others (please specify)	-	-	-	-	-	-
2. Unquoted						
(i) Shares : (a) Equity	-	-	-	-	-	-
(b) Preference	-	-	-	-	-	-
(ii) Debentures and bonds	-	-	-	-	-	-
(iii) Units of mutual funds	-	-	-	-	-	-
(iv) Government securities	-	-	-	-	-	-
(v) Others (please specify)	-	-	-	-	-	-

6) Borrower group-wise classification of assets financed as in (3) and (4) above:	Amount net of provision (Refer note 6)			Amount net of provision (Refer note 6)		
Category	Secured	Unsecured	Total	Secured	Unsecured	Total
1. Related Parties						
(a) Subsidiaries	-	-	-	-	-	-
(b) Companies in the same group	-	-	-	-	-	-
(c) Other related parties	-	-	-	-	-	-
2. Other than related parties	31,325.04	45,604.40	76,929.44	31,376.06	22,027.76	53,403.82
Total	31,325.04	45,604.40	76,929.44	31,376.06	22,027.76	53,403.82
7) Investor group-wise classification of all investments (current and long term) in shares and securities (both quoted and unquoted)						
Category	Market Value / Break up or fair value or NAV	Book Value (Net of provisions)	Total	Market Value / Break up or fair value or NAV	Book Value (Net of provisions)	Total
1. Related Parties						
(a) Subsidiaries	-	-	-	-	-	-
(b) Companies in the same group	-	-	-	-	-	-
(c) Other related parties	-	-	-	-	-	-
2. Other than related parties	-	-	-	-	-	-
Total	-	-	-	-	-	-

Auxilo Finserve Private Limited

Notes to the financial statements for the year ended March 31, 2022

(Currency : Indian Rupees in lakhs)

Annexure -I**Schedule to the Balance Sheet of “Auxilo Finserve Private Limited” (as required in terms of paragraph 19 of Systemically Important Non-Banking Financial (Non- Deposit Accepting or Holding) Companies Prudential Norms (Reserve Bank) Directions, 2016**

8) Other Information						
Particulars	Amount	Amount	Total	Amount	Amount	Total
(i) Gross non- performing assets						
(a) Related parties	-	-	-	-	-	-
(b) Other than related parties	1,247.00	-	1,247.00	701.74	-	701.74
(ii) Net non- performing assets						-
(a) Related parties	-	-	-	-	-	-
(b) Other than related parties	898.62	-	898.62	420.32	-	420.32
(iii) Assets acquired in satisfaction of debt	-	-	-	-	-	-